



Hidden Valley Lake Community Services District

Regular Board Meeting

DATE: September 17, 2013
TIME: 7:00 p.m.
PLACE: Hidden Valley Lake CSD
Administration Office, Boardroom
19400 Hartmann Road
Hidden Valley Lake, CA

- 1) CALL TO ORDER
- 2) PLEDGE OF ALLEGIANCE
- 3) ROLL CALL
- 4) APPROVAL OF AGENDA
- 5) CONSENT CALENDAR
 - (A) MINUTES: Approval of the August 20, 2013 Minutes of the Board of Directors meeting is recommended
 - (B) WARRANTS: Approval of Warrant #031129 - #031226 for \$428,425.65 is recommended
- 6) BOARD COMMITTEE REPORTS (for information only, no action anticipated)
 - Personnel Committee
 - Finance Committee
 - Security and Disaster Preparedness Program Committee
- 7) BOARD MEMBER ATTENDANCE AT OTHER MEETINGS (for information only, no action anticipated)
 - ACWA Region 1
 - ACWA State Legislative Committee
 - County OES
 - Other meetings attended
- 8) STAFF REPORTS (for information only, no action anticipated)
 - Accountant/Controller's Report
 - General Manager's Report
- 9) DISCUSSION AND POSSIBLE ACTION: Review and Comparison of District Employee Benefits
- 10) PUBLIC COMMENT
- 11) BOARD MEMBER COMMENT
- 12) ADJOURNMENT (Next Regular Board Meeting October 15, 2013)

Public records are available upon request. Board Packets are posted on our website at www.hiddenvalleylakecsd.com. Click on the "Board Packet" link on the Agenda tab.

In compliance to the Americans with Disabilities Act, if you need special accommodations to participate in or attend the meeting please contact the District Office at 987-9201 at least 48 hours prior to the scheduled meeting.

Public shall be given the opportunity to comment on each agenda item before the Governing Board acts on that item, G.C. 54953.3. All other comments will be taken under Public Comment.



Hidden Valley Lake Community Services District

Regular Board Meeting Minutes

DATE: August 20, 2013
TIME: 7:00 p.m.
PLACE: Hidden Valley Lake CSD
Administration Office, Boardroom
19400 Hartmann Road
Hidden Valley Lake, CA

1) CALL TO ORDER:

Meeting of the Hidden Valley Lake Community Services District Board of Directors called to order on August 20, 2013 at the hour of 7:05 p.m. by President Mirbegian at 19400 Hartmann Road, Hidden Valley Lake, California.

2) PLEDGE OF ALLEGIANCE:

3) ROLL CALL:

Present – Directors Freeman, Lieberman, and Mirbegian. Director Herndon teleconferenced from 16207 E Nelson Rd, Elk, Washington 99009. Also present: General Manager Roland Sanford and Accountant/Controller Tasha Klewe.
Absent: Director Graham

4) APPROVAL OF AGENDA:

Director Freeman moved, Director Lieberman seconded to approve the August 20, 2013 Agenda.

Motion approved by unanimous vote of those present.

5) APPROVAL OF CONSENT CALENDAR:

- A. MINUTES: Approval of the July 16, 2013 Meeting Minutes of the Board of Directors
- B. WARRANTS: Approved warrants #031056-031128 for a total of \$212,972.44.
- C. ADOPTION OF RESOLUTION 2013 -12 TO ESTABLISH DEFERRED COMPENSATION PLAN with Nationwide Retirement Solutions

Director Herndon requested Consent Calendar Item 5C be removed for discussion.

Director Lieberman moved, Director Freeman seconded to approve the Consent Calendar.

Motion approved by unanimous vote of those present.

At Director Herndon's request, Mr. Sanford provided additional information regarding Nationwide Retirement Solutions (Agenda Item 5C) and explained the rationale for offering a second deferred compensation plan to District employees.

Director Freeman moved, Director Herndon seconded to approve resolution 2013-12, a Resolution of the Hidden Valley Lake Community Services District Board of Directors Authorizing General Manager Roland Sanford to Establish a 457 Deferred Compensation Plan with Nationwide Retirement Solutions for District Employees.

Resolution approved by unanimous vote of those present.

6) BOARD COMMITTEE REPORTS:

Personnel Committee – The committee had nothing to add the July 18, 2013 Personnel Committee report.

Finance Committee Report – no report. Meeting scheduled in September.

Security and Disaster Preparedness Program Committee – The committee had nothing to add to the July 24, 2013 Security and Disaster Preparedness Committee meeting report.

7) BORAD MEMBER ATTENDANCE AT OTHER MEETINGS:

ACWA Region 1 – Director Mirbegian summarized the status of ongoing Region 1 discussions regarding proposed legislation (AB 145) that would transfer the State's Drinking Water Program from California Department of Public Health to the State Water Resources Control Board and the proposed Water Bond measure tentatively scheduled to be placed on the November 2014 ballot.

ACWA State Legislative Committee – Director Herndon reviewed the ACWA State Legislative Committees stance regarding recent revisions to the proposed Water Bond. County OES – No meeting.

Other meetings attended - none

8) STAFF REPORTS:

Accountant/Controller's Finance and Investment Report

In addition to the written report Tasha Klewe noted that the auditors will be at the District Office on September 26th and 27th to begin review of the District's FY 2012-2013 financial records.

General Manager's Report:

General Manager Roland Sanford had nothing to add to the written report enclosed in the board packet.

9) DISCUSSION AND POSSIBLE ACTION: Association of California Water Agencies (ACWA) Region 1 Board Member Elections

Director Lieberman moved, Director Freeman seconded to vote for the slate of candidates recommended by the ACWA Region 1 nominating committee.

Motion approved by unanimous vote of those present.

10) DISCUSSION AND POSSIBLE ACTION: Adoption of Resolution 2013-13, Special District Risk Management Authority (SDRMA) Board Member Elections

Director Freeman moved, Director Lieberman seconded to vote for the following SDRMA Board candidates for the SDRMA Board:

Dennis May
David Aranda
Mike Scheafer
John Woolley

Motion approved by unanimous vote of those present.

11) PUBLIC HEARING to consider placement of default balance liens on real property pursuant to Government Code Section 61115

Director Mirbegian opened the hearing at 7:23 p.m. There was no public comment; the hearing was closed at 7:24 p.m.

- 12) DISCUSSION AND POSSIBLE ACTION: Adoption of Resolution 2013-14 confirming default balances and directing staff to file liens on real property

Director Lieberman moved, Director Freeman seconded to approve Resolution 2013-14, a Resolution of the Board of Directors of the Hidden Valley Lake Community Services District Confirming the Default Balance Associated with the Defaulting Bill Listed in Exhibit A and Directing Staff to File a Lien on Said Property.

Resolution approved by unanimous vote of those present.

- 13) DISCUSSION AND POSSIBLE ACTION: CPS HR Consulting Draft Base Salary Study Report dated June 21, 2013

The Board and Mr. Sanford discussed the draft base salary report by CPS HR Consulting. Mr. Sanford noted the definition of base salary, as used in the draft report, was unclear, making interpretation and comparison of the study results difficult. He recommended the Board adopt a definition that could be used in all subsequent base salary surveys prepared on behalf of the District. Board members briefly discussed their personal interpretations of the term "Base Salary" and the Personnel Committee was assigned the task of formulating a proposed definition of base salary for possible adoption at a future Board meeting.

Director Freeman moved, Director Lieberman seconded to approve submittal of staff's comments on the draft base salary survey as presented in the board packet to CPS HR Consulting.

Motion approved by unanimous vote of those present.

- 14) DISCUSSION AND POSSIBLE ACTION: Refinement of District Compensation Policy

Mr. Sanford summarized staff's concerns regarding interpretation and implementation of the District's Compensation Policy and recommended the Board consider refining the language of the policy. After discussion, the Board concluded that more information was needed before proceeding with any changes to the Compensation Policy, and directed staff to prepare a report summarizing the benefits offered by the District to District employees.

- 15) PUBLIC COMMENT

Property owner expressed their view regarding the CPS HR Consulting study.

- 16) BOARD MEMBER COMMENT

Director inquired about ACWA Director's health issues.

- 17) CLOSED SESSION: Government Code Section 54957(b) Personnel Performance Evaluation: General Manager

The Board went into closed session at 8:20 p.m. and came out of closed session at 9:19 p.m.

The General Manager received and accepted his annual performance evaluation.

- 18) ADJOURNMENT: The meeting was adjourned at 9:20 p.m. by motion from Director Herndon and seconded by Director Freeman.

Roland Sanford Date

Judy Mirbegian Date
President of the Board

**Hidden Valley Lake CSD
Warrant Summary Report
August 31, 2013**

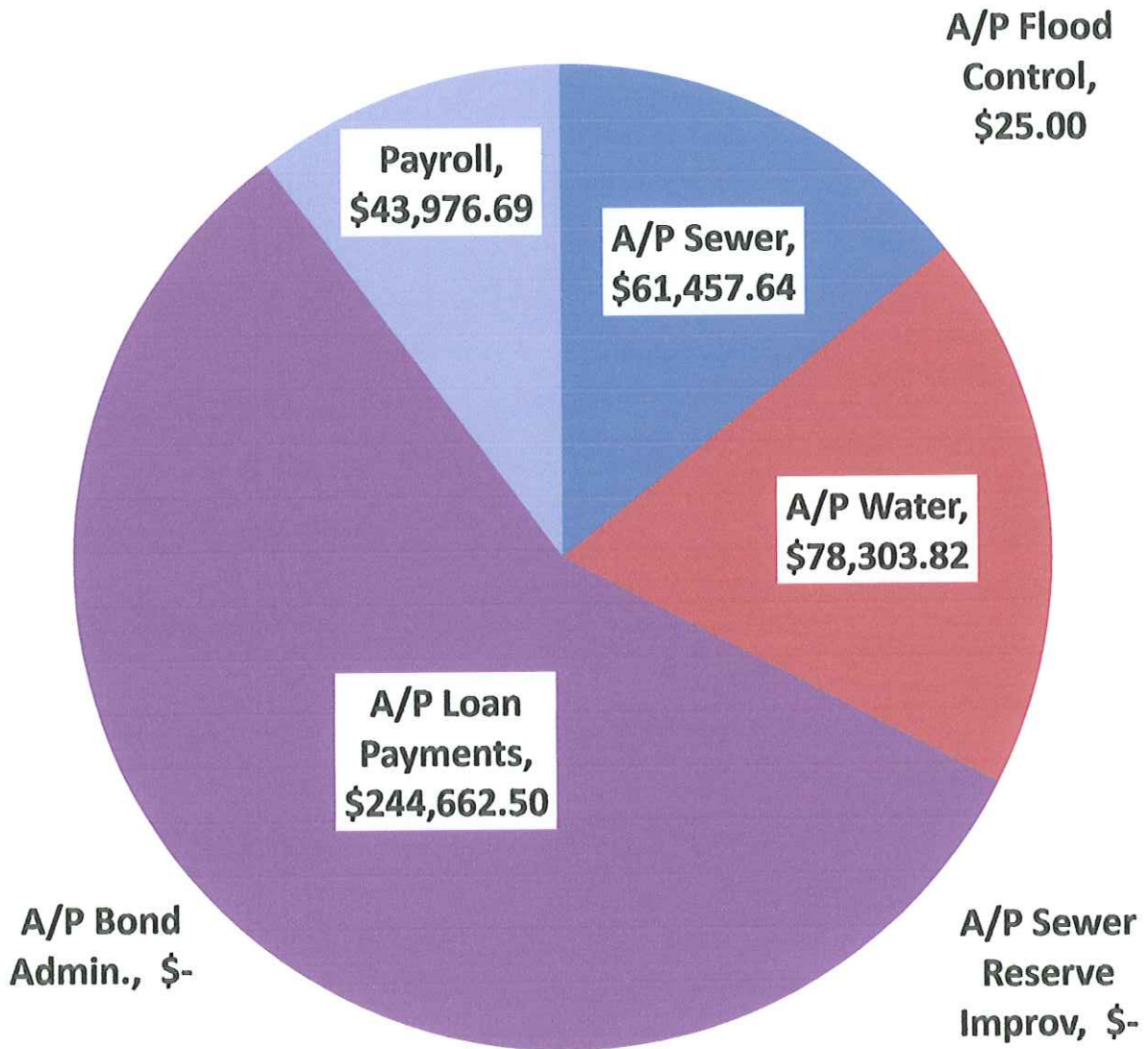
HVLCSD Deposit Summary

Cash	\$	91,519.57
Transfers:		
Money Market	\$	255,000.00
Total Deposits	\$	346,519.57

HVLCSD Expenditure Summary

Accounts Payable		
120 - Sewer	\$	61,457.64
130 - Water	\$	78,303.82
140 - Flood Control	\$	25.00
175 - FEMA Fund	\$	-
215 - USDA Sewer Bond	\$	221,325.00
217 - State Loan	\$	-
218 - CIEDB	\$	-
219 - USDA Solar Project	\$	23,337.50
375 - Sewer Reserve Improvement	\$	-
711 - Bond Administration	\$	-
Total AP	\$	384,448.96
Payroll	\$	43,976.69
Total Warrants	\$	428,425.65

**Hidden Valley Lake CSD
Warrants
August 31, 2013
\$428,426**



- A/P Sewer
- A/P Flood Control
- A/P Sewer Reserve Improv
- Payroll
- A/P Water
- A/P Loan Payments
- A/P Bond Admin.

COMPANY: 999 - POOLED CASH FUND
 ACCOUNT: 1010 CASH - POOLED
 TYPE: ALL
 STATUS: All
 FOLIO: ALL

CHECK DATE: 8/01/2013 THRU 8/31/2013
 CLEAR DATE: 0/00/0000 THRU 99/99/9999
 STATEMENT: 0/00/0000 THRU 99/99/9999
 VOIDED DATE: 0/00/0000 THRU 99/99/9999
 AMOUNT: 0.00 THRU 999,999,999.99
 CHECK NUMBER: 000000 THRU 999999

ACCOUNT	--DATE--	--TYPE--	NUMBER	-----DESCRIPTION-----	---AMOUNT---	STATUS	FOLIO	CLEAR DATE
BANK DRAFT:								
1010	8/01/2013	BANK-DRAFT		USDA RURAL DEVELOPMENT HIDDEN	23,337.50CR	POSTED	A	8/01/2013
1010	8/09/2013	BANK-DRAFT		US DEPARTMENT OF THE TREASURY	5,053.07CR	POSTED	A	8/09/2013
1010	8/23/2013	BANK-DRAFT		US DEPARTMENT OF THE TREASURY	15.30CR	POSTED	A	8/23/2013
1010	8/23/2013	BANK-DRAFT000001		US DEPARTMENT OF THE TREASURY	5,066.75CR	POSTED	A	8/23/2013
CHECK:								
1010	8/02/2013	CHECK	031129	VALDOVINOS, STEVEN L	43.66CR	POSTED	A	8/07/2013
1010	8/02/2013	CHECK	031130	CLEARLAKE LAVA, INC.	631.66CR	POSTED	A	8/06/2013
1010	8/02/2013	CHECK	031131	HACH COMPANY	455.98CR	POSTED	A	8/07/2013
1010	8/02/2013	CHECK	031132	NAPA AUTO PARTS	446.33CR	POSTED	A	8/12/2013
1010	8/02/2013	CHECK	031133	TELSTAR INSTRUMENTS, INC	3,796.06CR	POSTED	A	8/06/2013
1010	8/02/2013	CHECK	031134	USA BLUE BOOK	906.34CR	POSTED	A	8/07/2013
1010	8/02/2013	CHECK	031135	ARMED FORCE PEST CONTROL, INC.	180.00CR	POSTED	A	8/06/2013
1010	8/02/2013	CHECK	031136	CALIFORNIA RURAL WATER ASSOCIA	888.00CR	POSTED	A	8/06/2013
1010	8/02/2013	CHECK	031137	JIM LIEBERMAN	50.33CR	POSTED	A	8/06/2013
1010	8/02/2013	CHECK	031138	MEDIACOM	672.77CR	POSTED	A	8/12/2013
1010	8/02/2013	CHECK	031139	TAMI IPSEN	81.68CR	POSTED	A	8/02/2013
1010	8/02/2013	CHECK	031140	TYLER TECHNOLOGY	121.00CR	POSTED	A	8/28/2013
1010	8/02/2013	CHECK	031141	UNDERGROUND SERVICE ALERT OF N	172.44CR	POSTED	A	8/12/2013
1010	8/09/2013	CHECK	031142	NORMAN, ROGERS	917.30CR	POSTED	P	8/12/2013
1010	8/09/2013	CHECK	031143	BRELJE AND RACE LABS, INVOIDED	716.70CR	VOIDED	A	8/09/2013
1010	8/09/2013	CHECK	031144	EEL RIVER FUELS, INC. VOIDED	836.38CR	VOIDED	A	8/09/2013
1010	8/09/2013	CHECK	031145	HACH COMPANY VOIDED	140.20CR	VOIDED	A	8/09/2013
1010	8/09/2013	CHECK	031146	HARDESTER'S MARKETS & HAVOIDED	89.68CR	VOIDED	A	8/09/2013
1010	8/09/2013	CHECK	031147	LAKE LABS VOIDED	2,292.00CR	VOIDED	A	8/09/2013
1010	8/09/2013	CHECK	031148	MENDO MILL CLEARLAKE VOIDED	1,233.96CR	VOIDED	A	8/09/2013
1010	8/09/2013	CHECK	031149	PACIFIC GAS & ELECTRIC CVOIDED	20,537.73CR	VOIDED	A	8/09/2013
1010	8/09/2013	CHECK	031150	TIRE PROS VOIDED	379.18CR	VOIDED	A	8/09/2013
1010	8/09/2013	CHECK	031151	USA BLUE BOOK VOIDED	782.59CR	VOIDED	A	8/09/2013
1010	8/09/2013	CHECK	031152	VOID CHECK	0.00	POSTED	A	8/07/2013
1010	8/09/2013	CHECK	031153	VOID CHECK	0.00	POSTED	A	8/07/2013
1010	8/09/2013	CHECK	031154	VOID CHECK	0.00	POSTED	A	8/07/2013
1010	8/09/2013	CHECK	031155	VOID CHECK	0.00	POSTED	A	8/07/2013
1010	8/09/2013	CHECK	031156	VOID CHECK	0.00	POSTED	A	8/07/2013
1010	8/09/2013	CHECK	031157	VOID CHECK	0.00	POSTED	A	8/07/2013
1010	8/09/2013	CHECK	031158	VOID CHECK	0.00	POSTED	A	8/07/2013
1010	8/09/2013	CHECK	031159	VOID CHECK	0.00	POSTED	A	8/07/2013
1010	8/09/2013	CHECK	031160	VOID CHECK	0.00	POSTED	A	8/07/2013
1010	8/09/2013	CHECK	031161	VOID CHECK	0.00	POSTED	A	8/07/2013
1010	8/09/2013	CHECK	031162	VOID CHECK	0.00	POSTED	A	8/07/2013
1010	8/09/2013	CHECK	031163	VOID CHECK	0.00	POSTED	A	8/07/2013
1010	8/09/2013	CHECK	031164	VOID CHECK	0.00	POSTED	A	8/07/2013
1010	8/09/2013	CHECK	031165	VOID CHECK	0.00	POSTED	A	8/07/2013
1010	8/09/2013	CHECK	031166	VOID CHECK	0.00	POSTED	A	8/07/2013

COMPANY: 999 - POOLED CASH FUND
 ACCOUNT: 1010 CASH - POOLED
 TYPE: ALL
 STATUS: All
 FOLIO: ALL

CHECK DATE: 8/01/2013 THRU 8/31/2013
 CLEAR DATE: 0/00/0000 THRU 99/99/9999
 STATEMENT: 0/00/0000 THRU 99/99/9999
 VOIDED DATE: 0/00/0000 THRU 99/99/9999
 AMOUNT: 0.00 THRU 999,999,999.99
 CHECK NUMBER: 000000 THRU 999999

ACCOUNT	--DATE--	--TYPE--	NUMBER	-----DESCRIPTION-----	----AMOUNT---	STATUS	FOLIO	CLEAR DATE
CHECK:								
1010	8/09/2013	CHECK	031167	BRELJE AND RACE LABS, INC.	716.70CR	POSTED	A	8/14/2013
1010	8/09/2013	CHECK	031168	EEL RIVER FUELS, INC.	836.38CR	POSTED	A	8/13/2013
1010	8/09/2013	CHECK	031169	HACH COMPANY	140.20CR	POSTED	A	8/14/2013
1010	8/09/2013	CHECK	031170	HARDESTER'S MARKETS & HARDWARE	89.68CR	OUTSTND	A	0/00/0000
1010	8/09/2013	CHECK	031171	LAKE LABS	2,292.00CR	POSTED	A	8/13/2013
1010	8/09/2013	CHECK	031172	MENDO MILL CLEARLAKE	1,233.96CR	POSTED	A	8/13/2013
1010	8/09/2013	CHECK	031173	PACIFIC GAS & ELECTRIC COMPANY	20,537.73CR	POSTED	A	8/19/2013
1010	8/09/2013	CHECK	031174	TIRE PROS	379.18CR	POSTED	A	8/12/2013
1010	8/09/2013	CHECK	031175	USA BLUE BOOK	782.59CR	POSTED	A	8/15/2013
1010	8/09/2013	CHECK	031176	ACWA/JPIA	1,097.68CR	POSTED	A	8/13/2013
1010	8/09/2013	CHECK	031177	AMERICAN EXPRESS	268.86CR	POSTED	A	8/13/2013
1010	8/09/2013	CHECK	031178	MIKE PODLECK - AQUATIC ECOLOGI	1,710.00CR	POSTED	A	8/13/2013
1010	8/09/2013	CHECK	031179	AT&T	236.98CR	POSTED	A	8/14/2013
1010	8/09/2013	CHECK	031180	CPS HR CONSULTING	1,811.25CR	POSTED	A	8/14/2013
1010	8/09/2013	CHECK	031181	JOHN & CHERYL JOHNSTON	150.00CR	POSTED	A	8/19/2013
1010	8/09/2013	CHECK	031182	MERRILL, ARNONE & JONES, LLP	588.00CR	POSTED	A	8/13/2013
1010	8/09/2013	CHECK	031183	OFFICE DEPOT	96.77CR	POSTED	A	8/13/2013
1010	8/09/2013	CHECK	031184	POLESTAR COMPUTERS	320.00CR	POSTED	A	8/12/2013
1010	8/09/2013	CHECK	031185	CALIFORNIA PUBLIC EMPLOYEES RE	8,248.96CR	POSTED	A	8/15/2013
1010	8/09/2013	CHECK	031186	STATE OF CALIFORNIA EMPLOYMENT	1,474.56CR	POSTED	A	8/12/2013
1010	8/09/2013	CHECK	031187	VARIABLE ANNUITY LIFE INSURANC	250.00CR	POSTED	A	8/15/2013
1010	8/09/2013	CHECK	031188	KNIGHTON, JEANNIE	21.11CR	POSTED	A	8/14/2013
1010	8/16/2013	CHECK	031189	ALPHA ANALYTICAL LABORATORIES	88.00CR	POSTED	A	8/20/2013
1010	8/16/2013	CHECK	031190	COUNTY OF LAKE SOLID WASTE	5.00CR	POSTED	A	8/21/2013
1010	8/16/2013	CHECK	031191	GRAINGER	153.54CR	POSTED	A	8/20/2013
1010	8/16/2013	CHECK	031192	INDUSTRIAL ELECTRIC MOTORS	9,691.45CR	POSTED	A	8/20/2013
1010	8/16/2013	CHECK	031193	PACE SUPPLY CORP	605.03CR	POSTED	A	8/20/2013
1010	8/16/2013	CHECK	031194	USA BLUE BOOK	37.57CR	POSTED	A	8/23/2013
1010	8/16/2013	CHECK	031195	AT&T	820.86CR	POSTED	A	8/20/2013
1010	8/16/2013	CHECK	031196	CARDMEMBER SERVICE	427.16CR	POSTED	A	8/21/2013
1010	8/16/2013	CHECK	031197	LAKE COUNTY RECORD BEE	91.56CR	POSTED	A	8/20/2013
1010	8/16/2013	CHECK	031198	MICHELLE HAMILTON	860.00CR	POSTED	A	8/22/2013
1010	8/16/2013	CHECK	031199	OFFICE DEPOT	11.28CR	POSTED	A	8/20/2013
1010	8/16/2013	CHECK	031200	REDFORD SERVICES	715.00CR	POSTED	A	8/27/2013
1010	8/16/2013	CHECK	031201	SPECIAL DISTRICT RISK MANAGEME	23,703.69CR	POSTED	A	8/21/2013
1010	8/16/2013	CHECK	031202	U.S. GEOLOGICAL SURVEY	13,550.00CR	POSTED	A	8/20/2013
1010	8/16/2013	CHECK	031203	USDA RURAL DEVELOPMENT HIDDEN	221,325.00CR	POSTED	A	8/27/2013
1010	8/16/2013	CHECK	031204	WAGNER & BONSIGNORE	2,730.00CR	POSTED	A	8/26/2013
1010	8/23/2013	CHECK	031205	NORMAN, ROGERS	917.30CR	POSTED	P	8/26/2013
1010	8/23/2013	CHECK	031206	ALPHA ANALYTICAL LABORATORIES	354.00CR	POSTED	A	8/28/2013
1010	8/23/2013	CHECK	031207	CLEARLAKE LAVA, INC.	586.82CR	POSTED	A	8/27/2013
1010	8/23/2013	CHECK	031208	EEL RIVER FUELS, INC.	586.81CR	POSTED	A	8/27/2013
1010	8/23/2013	CHECK	031209	MENDO MILL CLEARLAKE	208.08CR	POSTED	A	8/27/2013
1010	8/23/2013	CHECK	031210	QUACKENBUSH MRRCF	34.43CR	POSTED	A	8/30/2013

COMPANY: 999 - POOLED CASH FUND
 ACCOUNT: 1010 CASH - POOLED
 TYPE: ALL
 STATUS: All
 FOLIO: ALL

CHECK DATE: 8/01/2013 THRU 8/31/2013
 CLEAR DATE: 0/00/0000 THRU 99/99/9999
 STATEMENT: 0/00/0000 THRU 99/99/9999
 VOIDED DATE: 0/00/0000 THRU 99/99/9999
 AMOUNT: 0.00 THRU 999,999,999.99
 CHECK NUMBER: 000000 THRU 999999

ACCOUNT	--DATE--	--TYPE--	NUMBER	-----DESCRIPTION-----	---AMOUNT---	STATUS	FOLIO	CLEAR DATE
CHECK:								
1010	8/23/2013	CHECK	031211	VERIZON WIRELESS	708.31CR	POSTED	A	8/29/2013
1010	8/23/2013	CHECK	031212	WATERSOLVE, LLC	8,043.75CR	POSTED	A	8/28/2013
1010	8/23/2013	CHECK	031213	DATAPROSE	1,320.69CR	CLEARED	A	9/03/2013
1010	8/23/2013	CHECK	031214	MAGIC ON HOLD	105.00CR	POSTED	A	8/28/2013
1010	8/23/2013	CHECK	031215	SOUTH LAKE REFUSE COMPANY	163.92CR	POSTED	A	8/26/2013
1010	8/23/2013	CHECK	031216	CALIFORNIA PUBLIC EMPLOYEES RE	8,274.26CR	POSTED	A	8/28/2013
1010	8/23/2013	CHECK	031217	STATE OF CALIFORNIA EMPLOYMENT	1,435.22CR	POSTED	A	8/26/2013
1010	8/23/2013	CHECK	031218	VARIABLE ANNUITY LIFE INSURANC	250.00CR	POSTED	A	8/27/2013
1010	8/30/2013	CHECK	031219	ALPHA ANALYTICAL LABORATORIES	438.00CR	CLEARED	A	9/04/2013
1010	8/30/2013	CHECK	031220	NAPA AUTO PARTS	62.77CR	OUTSTND	A	0/00/0000
1010	8/30/2013	CHECK	031221	USA BLUE BOOK	1,158.18CR	OUTSTND	A	0/00/0000
1010	8/30/2013	CHECK	031222	AT&T	161.23CR	CLEARED	A	9/04/2013
1010	8/30/2013	CHECK	031223	DAVID CROXELL	150.00CR	OUTSTND	A	0/00/0000
1010	8/30/2013	CHECK	031224	OFFICE DEPOT	119.89CR	CLEARED	A	9/04/2013
1010	8/30/2013	CHECK	031225	RICHARD MCCONKIE	150.00CR	CLEARED	A	9/05/2013
1010	8/30/2013	CHECK	031226	TYLER TECHNOLOGY	121.00CR	CLEARED	A	9/03/2013
DEPOSIT:								
1010	8/01/2013	DEPOSIT		CREDIT CARD 8/01/2013	1,433.73	POSTED	C	8/06/2013
1010	8/01/2013	DEPOSIT	000001	CREDIT CARD 8/01/2013	81.69	POSTED	C	8/06/2013
1010	8/01/2013	DEPOSIT	000002	CREDIT CARD 8/01/2013	1,630.97	POSTED	C	8/06/2013
1010	8/01/2013	DEPOSIT	000003	REGULAR DAILY POST 8/01/2013	4,892.74	POSTED	C	8/02/2013
1010	8/02/2013	DEPOSIT		CREDIT CARD 8/02/2013	666.98	POSTED	C	8/08/2013
1010	8/02/2013	DEPOSIT	000001	CREDIT CARD 8/02/2013	570.30	POSTED	C	8/06/2013
1010	8/02/2013	DEPOSIT	000002	REGULAR DAILY POST 8/02/2013	3,511.90	POSTED	C	8/05/2013
1010	8/05/2013	DEPOSIT		CREDIT CARD 8/05/2013	791.51	POSTED	C	8/12/2013
1010	8/05/2013	DEPOSIT	000001	CREDIT CARD 8/05/2013	81.69	POSTED	C	8/12/2013
1010	8/05/2013	DEPOSIT	000002	CREDIT CARD 8/05/2013	1,990.51	POSTED	C	8/08/2013
1010	8/05/2013	DEPOSIT	000003	REGULAR DAILY POST 8/05/2013	4,040.44	POSTED	C	8/06/2013
1010	8/06/2013	DEPOSIT		DAILY PAYMENT POSTING - ADJ	174.62CR	POSTED	U	8/06/2013
1010	8/06/2013	DEPOSIT	000001	DAILY PAYMENT POSTING	174.62	POSTED	U	8/06/2013
1010	8/06/2013	DEPOSIT	000002	CREDIT CARD 8/06/2013	129.34	POSTED	C	8/09/2013
1010	8/06/2013	DEPOSIT	000003	CREDIT CARD 8/06/2013	1,789.52	POSTED	C	8/09/2013
1010	8/06/2013	DEPOSIT	000004	REGULAR DAILY POST 8/06/2013	3,187.07	POSTED	C	8/07/2013
1010	8/07/2013	DEPOSIT		CREDIT CARD 8/07/2013	505.19	POSTED	C	8/12/2013
1010	8/07/2013	DEPOSIT	000001	CREDIT CARD 8/07/2013	692.49	POSTED	C	8/12/2013
1010	8/07/2013	DEPOSIT	000002	REGULAR DAILY POST 8/07/2013	1,738.09	POSTED	C	8/08/2013
1010	8/08/2013	DEPOSIT		CREDIT CARD 8/08/2013	458.25	POSTED	C	8/12/2013
1010	8/08/2013	DEPOSIT	000001	CREDIT CARD 8/08/2013	468.60	POSTED	C	8/13/2013
1010	8/08/2013	DEPOSIT	000002	REGULAR DAILY POST 8/08/2013	1,660.57	POSTED	C	8/09/2013
1010	8/09/2013	DEPOSIT		CREDIT CARD 8/09/2013	1,109.92	POSTED	C	8/13/2013
1010	8/09/2013	DEPOSIT	000001	REGULAR DAILY POST 8/09/2013	1,667.97	POSTED	C	8/12/2013
1010	8/12/2013	DEPOSIT		CREDIT CARD 8/12/2013	467.98	POSTED	C	8/15/2013
1010	8/12/2013	DEPOSIT	000001	REGULAR DAILY POST 8/12/2013	2,722.01	POSTED	C	8/13/2013

9/09/2013 1:42 PM

CHECK RECONCILIATION REGISTER

PAGE: 4

COMPANY: 999 - POOLED CASH FUND
ACCOUNT: 1010 CASH - POOLED
TYPE: ALL
STATUS: All
FOLIO: ALL

CHECK DATE: 8/01/2013 THRU 8/31/2013
CLEAR DATE: 0/00/0000 THRU 99/99/9999
STATEMENT: 0/00/0000 THRU 99/99/9999
VOIDED DATE: 0/00/0000 THRU 99/99/9999
AMOUNT: 0.00 THRU 999,999,999.99
CHECK NUMBER: 000000 THRU 999999

ACCOUNT	--DATE--	--TYPE--	NUMBER	-----DESCRIPTION-----	----AMOUNT----	STATUS	FOLIO	CLEAR DATE
DEPOSIT:								
1010	8/12/2013	DEPOSIT	000002	CREDIT CARD 8/12/2013	362.15	POSTED	C	8/15/2013
1010	8/12/2013	DEPOSIT	000003	DAILY PAYMENT POSTING - ADJ	308.84CR	POSTED	U	8/12/2013
1010	8/13/2013	DEPOSIT		CREDIT CARD 8/13/2013	288.58	POSTED	C	8/16/2013
1010	8/13/2013	DEPOSIT	000001	CREDIT CARD 8/13/2013	567.71	POSTED	C	8/16/2013
1010	8/13/2013	DEPOSIT	000002	REGULAR DAILY POST 8/13/2013	3,072.09	POSTED	C	8/14/2013
1010	8/14/2013	DEPOSIT		CREDIT CARD 8/14/2013	468.85	POSTED	C	8/19/2013
1010	8/14/2013	DEPOSIT	000001	REGULAR DAILY POST 8/14/2013	1,305.34	POSTED	C	8/15/2013
1010	8/14/2013	DEPOSIT	000002	CREDIT CARD 8/14/2013	358.91	POSTED	C	8/19/2013
1010	8/15/2013	DEPOSIT		REGULAR DAILY POST 8/15/2013	983.06	POSTED	C	8/16/2013
1010	8/15/2013	DEPOSIT	000001	CREDIT CARD 8/15/2013	545.41	POSTED	C	8/20/2013
1010	8/16/2013	DEPOSIT		CREDIT CARD 8/16/2013	787.12	POSTED	C	8/20/2013
1010	8/16/2013	DEPOSIT	000001	CREDIT CARD 8/16/2013	345.97	POSTED	C	8/20/2013
1010	8/16/2013	DEPOSIT	000002	CREDIT CARD 8/16/2013	1,590.04	POSTED	C	8/21/2013
1010	8/16/2013	DEPOSIT	000003	REGULAR DAILY POST 8/16/2013	4,444.75	POSTED	C	8/19/2013
1010	8/19/2013	DEPOSIT		CREDIT CARD 8/19/2013	355.47	POSTED	C	8/21/2013
1010	8/19/2013	DEPOSIT	000001	CREDIT CARD 8/19/2013	464.86	POSTED	C	8/22/2013
1010	8/19/2013	DEPOSIT	000002	CREDIT CARD 8/19/2013	3,177.99	POSTED	C	8/22/2013
1010	8/19/2013	DEPOSIT	000003	REGULAR DAILY POST 8/19/2013	7,477.10	POSTED	C	8/20/2013
1010	8/20/2013	DEPOSIT		CREDIT CARD 8/20/2013	576.63	POSTED	C	8/22/2013
1010	8/20/2013	DEPOSIT	000001	CREDIT CARD 8/20/2013	186.94	POSTED	C	8/23/2013
1010	8/21/2013	DEPOSIT		CREDIT CARD 8/21/2013	103.48	POSTED	C	8/23/2013
1010	8/21/2013	DEPOSIT	000001	CREDIT CARD 8/21/2013	5,059.76	POSTED	C	8/23/2013
1010	8/21/2013	DEPOSIT	000002	REGULAR DAILY POST 8/21/2013	8,717.73	POSTED	C	8/21/2013
1010	8/21/2013	DEPOSIT	000003	CREDIT CARD 8/21/2013	646.76	POSTED	C	8/26/2013
1010	8/21/2013	DEPOSIT	000004	REGULAR DAILY POST 8/21/2013	3,144.07	POSTED	C	8/22/2013
1010	8/22/2013	DEPOSIT		CREDIT CARD 8/22/2013	313.10	POSTED	C	8/27/2013
1010	8/22/2013	DEPOSIT	000001	REGULAR DAILY POST 8/22/2013	412.78	POSTED	C	8/23/2013
1010	8/23/2013	DEPOSIT		CREDIT CARD 8/23/2013	121.69	POSTED	C	8/27/2013
1010	8/23/2013	DEPOSIT	000001	REGULAR DAILY POST 8/23/2013	354.76	POSTED	C	8/26/2013
1010	8/23/2013	DEPOSIT	000002	DAILY PAYMENT POSTING - ADJ	89.63CR	POSTED	U	8/23/2013
1010	8/26/2013	DEPOSIT		CREDIT CARD 8/26/2013	392.63	POSTED	C	8/27/2013
1010	8/26/2013	DEPOSIT	000001	CREDIT CARD 8/26/2013	325.64	POSTED	C	8/29/2013
1010	8/26/2013	DEPOSIT	000002	REGULAR DAILY POST 8/26/2013	1,388.78	POSTED	C	8/27/2013
1010	8/26/2013	DEPOSIT	000003	DAILY PAYMENT POSTING - ADJ	171.75CR	POSTED	U	8/26/2013
1010	8/27/2013	DEPOSIT		CREDIT CARD 8/27/2013	152.66	POSTED	C	8/30/2013
1010	8/27/2013	DEPOSIT	000001	REGULAR DAILY POST 8/27/2013	669.91	POSTED	C	8/28/2013
1010	8/28/2013	DEPOSIT		REGULAR DAILY POST 8/28/2013	726.35	POSTED	C	8/29/2013
1010	8/29/2013	DEPOSIT		CREDIT CARD 8/29/2013	114.63	CLEARED	C	9/05/2013
1010	8/29/2013	DEPOSIT	000001	REGULAR DAILY POST 8/29/2013	309.81	POSTED	C	8/30/2013
1010	8/30/2013	DEPOSIT		CREDIT CARD 8/30/2013	74.26	CLEARED	C	9/04/2013
1010	8/30/2013	DEPOSIT	000001	CREDIT CARD 8/30/2013	50.00	CLEARED	C	9/04/2013
1010	8/30/2013	DEPOSIT	000002	REGULAR DAILY POST 8/30/2013	5,362.56	CLEARED	C	9/03/2013

EFT:

9/09/2013 1:42 PM

CHECK RECONCILIATION REGISTER

COMPANY: 999 - POOLED CASH FUND
 ACCOUNT: 1010 CASH - POOLED
 TYPE: ALL
 STATUS: All
 FOLIO: ALL

CHECK DATE: 8/01/2013 THRU 8/31/2013
 CLEAR DATE: 0/00/0000 THRU 99/99/9999
 STATEMENT: 0/00/0000 THRU 99/99/9999
 VOIDED DATE: 0/00/0000 THRU 99/99/9999
 AMOUNT: 0.00 THRU 999,999,999.99
 CHECK NUMBER: 000000 THRU 999999

ACCOUNT	--DATE--	--TYPE--	NUMBER	-----DESCRIPTION-----	----AMOUNT----	STATUS	FOLIO	CLEAR DATE
EFT:								
1010	8/27/2013	EFT		Trx MM to Pooled Cash	30,000.00	POSTED	G	8/27/2013
1010	8/28/2013	EFT		Trx MM to Pooled Cash	225,000.00	POSTED	G	8/28/2013
MISCELLANEOUS:								
1010	8/01/2013	MISC.		Correct Credit Card	228.85	POSTED	G	8/13/2013
1010	8/09/2013	MISC.		PAYROLL DIRECT DEPOSIT	20,570.27CR	POSTED	P	8/09/2013
1010	8/09/2013	MISC.	000001	PAYROLL DIRECT DEPOSIT	292.14CR	POSTED	P	8/09/2013
1010	8/09/2013	MISC.	031143	BRELJE AND RACE LABS, INVOICED	716.70	VOIDED	A	8/09/2013
1010	8/09/2013	MISC.	031144	EEL RIVER FUELS, INC. VOIDED	836.38	VOIDED	A	8/09/2013
1010	8/09/2013	MISC.	031145	HACH COMPANY VOIDED	140.20	VOIDED	A	8/09/2013
1010	8/09/2013	MISC.	031146	HARDESTER'S MARKETS & HAVOIDED	89.68	VOIDED	A	8/09/2013
1010	8/09/2013	MISC.	031147	LAKE LABS VOIDED	2,292.00	VOIDED	A	8/09/2013
1010	8/09/2013	MISC.	031148	MENDO MILL CLEARLAKE VOIDED	1,233.96	VOIDED	A	8/09/2013
1010	8/09/2013	MISC.	031149	PACIFIC GAS & ELECTRIC CVOIDED	20,537.73	VOIDED	A	8/09/2013
1010	8/09/2013	MISC.	031150	TIRE PROS VOIDED	379.18	VOIDED	A	8/09/2013
1010	8/09/2013	MISC.	031151	USA BLUE BOOK VOIDED	782.59	VOIDED	A	8/09/2013
1010	8/20/2013	MISC.		PAYROLL DIRECT DEPOSIT	92.35CR	POSTED	P	8/20/2013
1010	8/23/2013	MISC.		PAYROLL DIRECT DEPOSIT	21,187.33CR	POSTED	P	8/30/2013
SERVICE CHARGE:								
1010	8/02/2013	SERV-CHG		July 2013 ETS Fees	431.16CR	POSTED	G	8/20/2013
1010	8/02/2013	SERV-CHG	000001	July 2013 ETS Fees	309.03CR	POSTED	G	8/20/2013
1010	8/02/2013	SERV-CHG	000002	July 2013 ETS Fees	220.85CR	POSTED	G	8/20/2013
1010	8/02/2013	SERV-CHG	000003	July 2013 Analysis Fees	380.46CR	POSTED	G	8/15/2013
TOTALS FOR ACCOUNT 1010				CHECK	TOTAL:	379,819.36CR		
				DEPOSIT	TOTAL:	91,519.57		
				INTEREST	TOTAL:	0.00		
				MISCELLANEOUS	TOTAL:	14,904.82CR		
				SERVICE CHARGE	TOTAL:	1,341.50CR		
				EFT	TOTAL:	255,000.00		
				BANK-DRAFT	TOTAL:	33,472.62CR		
TOTALS FOR POOLED CASH FUND				CHECK	TOTAL:	379,819.36CR		
				DEPOSIT	TOTAL:	91,519.57		
				INTEREST	TOTAL:	0.00		
				MISCELLANEOUS	TOTAL:	14,904.82CR		
				SERVICE CHARGE	TOTAL:	1,341.50CR		
				EFT	TOTAL:	255,000.00		
				BANK-DRAFT	TOTAL:	33,472.62CR		

ACCOUNTS PAYABLE
DISBURSEMENT REPORT

SORTED BY CHECK

VENDOR	NAME	CHECK #	TOTAL AMOUNT	1099	G/L ACCT NO#	G/L NAME	G/L AMOUNT
01-1460	USDA RURAL DEVELOPMENT HI	000000	23,337.50	N	219 5-00-5523	INTERST EXPENSE	9,337.50
					219 5-00-5599	PRINCIPAL PMT	14,000.00
01-1722	US DEPARTMENT OF THE TREA	000000	10,135.12	N	120 2091	FIT PAYABLE	4,130.89
					120 2093	SOCIAL SECURITY PAYABL	142.48
					120 2094	MEDICARE PAYABLE	482.90
					120 5-00-5010	SALARY & WAGES	0.97
					120 5-10-5010	SALARIES & WAGES	244.81
					120 5-20-5010	SALARIES & WAGES	50.55
					120 5-30-5010	SALARIES & WAGES	325.72
					120 5-40-5010	DIRECTORS COMPENSATION	3.44
					130 2091	FIT PAYABLE	3,633.95
					130 2093	SOCIAL SECURITY PAYABL	143.13
					130 2094	MEDICARE PAYABLE	416.63
					130 5-00-5010	SALARY & WAGES	0.97
					130 5-10-5010	SALARIES & WAGES	244.77
					130 5-20-5010	SALARIES & WAGES	52.09
					130 5-30-5010	SALARIES & WAGES	257.61
					130 5-40-5010	DIRECTORS COMPENSATION	4.21
01-1	MISCELLANEOUS VENDOR	031129	43.66		130 1052	ACCTS REC WATER USE	43.66
01-1479	CLEARLAKE LAVA, INC.	031130	631.66	N	130 5-00-5150	REPAIR & REPLACE	631.66
01-1023	HACH COMPANY	031131	455.98	N	120 5-00-5148	OPERATING SUPPLIES	455.98
01-2749	NAPA AUTO PARTS	031132	446.33	N	120 5-00-5061	VEHICLE MAINT	54.89
					130 5-00-5061	VEHICLE MAINT	391.44
01-2195	TELSTAR INSTRUMENTS, INC	031133	3,796.06	N	120 1286	FIELD EQUIPMENT	3,796.06
01-1751	USA BLUE BOOK	031134	906.34	N	120 5-00-5150	REPAIR & REPLACE	453.17
					120 5-00-5310	EQUIPMENT - FIELD	16.00
					130 5-00-5150	REPAIR & REPLACE	437.17
01-2283	ARMED FORCE PEST CONTROL,	031135	180.00	N	120 5-00-5155	MAINT BLDG & GROUNDS	90.00
					130 5-00-5155	MAINT BLDG & GROUNDS	90.00
01-1531	CALIFORNIA RURAL WATER AS	031136	888.00	N	130 5-00-5080	MEMBERSHIP & SUBSCRIPT	888.00
01-2790	JIM LIEBERMAN	031137	50.33	N	130 5-40-5176	DIRECTOR TRAINING	50.33
01-1392	MEDIACOM	031138	672.77	N	120 5-00-5110	CONTRACTUAL SERVICES	336.39
					130 5-00-5110	CONTRACTUAL SERVICES	336.38
01-1652	TAMI IPSEN	031139	81.68	N	120 5-10-5170	TRAVEL MILEAGE	40.84
					130 5-10-5170	TRAVEL MILEAGE	40.84
01-2585	TYLER TECHNOLOGY	031140	121.00	N	120 5-00-5110	CONTRACTUAL SERVICES	60.50
					130 5-00-5110	CONTRACTUAL SERVICES	60.50
01-1249	UNDERGROUND SERVICE ALERT	031141	172.44	N	120 5-00-5080	MEMBERSHIP & SUBSCRIPT	86.22
					130 5-00-5080	MEMBERSHIP & SUBSCRIPT	86.22

ACCOUNTS PAYABLE
DISBURSEMENT REPORT

VENDOR SET: 01 Hidden Valley Lake
VENDOR CLASS(ES): ALL CLASSES

SORTED BY CHECK

VENDOR	NAME	CHECK #	TOTAL AMOUNT	1099	G/L ACCT NO#	G/L NAME	G/L AMOUNT
01-47	BRELJE AND RACE LABS, INC	031167	716.70	N	120 5-00-5195	ENV/MONITORING	716.70
01-112	EEL RIVER FUELS, INC.	031168	836.38	N	120 5-00-5060 130 5-00-5060	GASOLINE, OIL & FUEL GASOLINE, OIL & FUEL	418.19 418.19
01-1023	HACH COMPANY	031169	140.20	N	120 5-00-5148	OPERATING SUPPLIES	140.20
01-2538	HARDESTER'S MARKETS & HAR	031170	89.68	N	120 5-00-5020 120 5-00-5148 130 5-00-5020 130 5-00-5312	EMPLOYEE BENEFITS OPERATING SUPPLIES EMPLOYEE BENEFITS TOOLS - FIELD	9.24 23.92 9.23 47.29
01-129	LAKE LABS	031171	2,292.00	Y	120 5-00-5195 130 5-00-5195	ENV/MONITORING ENV/MONITORING	1,260.00 1,032.00
01-2541	MENDO MILL CLEARLAKE	031172	1,233.96	N	130 5-00-5150	REPAIR & REPLACE	1,233.96
01-9	PACIFIC GAS & ELECTRIC CO	031173	20,537.73	N	120 5-00-5192 130 5-00-5192 140 5-00-5192	ELECTRICITY ELECTRICITY ELECTRICITY	1,596.46 18,916.27 25.00
01-2719	TIRE PROS	031174	379.18	N	120 5-00-5061 130 5-00-5061	VEHICLE MAINT VEHICLE MAINT	189.59 189.59
01-1751	USA BLUE BOOK	031175	782.59	N	120 5-00-5150 120 5-00-5315 130 5-00-5150	REPAIR & REPLACE SAFETY EQUIPMENT REPAIR & REPLACE	344.29 94.00 344.30
01-1961	ACWA/JPIA	031176	1,097.68	N	120 5-10-5020 120 5-20-5020 120 5-30-5020 130 5-10-5020 130 5-20-5020 130 5-30-5020	EMPLOYEE BENEFITS EMPLOYEE BENEFITS EMPLOYEE BENEFITS EMPLOYEE BENEFITS EMPLOYEE BENEFITS EMPLOYEE BENEFITS	164.70 95.85 219.76 185.98 117.13 314.26
01-1946	AMERICAN EXPRESS	031177	268.86	N	120 5-00-5148 120 5-10-5080 130 5-10-5080	OPERATING SUPPLIES MEMBERSHIP & SUBSCRIPT MEMBERSHIP & SUBSCRIPT	48.86 110.00 110.00
01-2732	MIKE PODLECK - AQUATIC EC	031178	1,710.00	Y	130 5-00-5123	OTHER PROFESSIONAL SER	1,710.00
01-8	AT&T	031179	236.98	N	120 5-00-5191	TELEPHONE	236.98
01-1	MISCELLANEOUS VENDOR	031180	1,811.25	N	120 5-00-5123 130 5-00-5123	OTHER PROFESSIONAL SER OTHER PROFESSIONAL SER	905.63 905.62
01-1	MISCELLANEOUS VENDOR	031181	150.00	N	130 5-00-5505	WATER CONSERVATION	150.00
01-2754	MERRILL, ARNONE & JONES,	031182	588.00	Y	120 5-00-5121 130 5-00-5121	LEGAL SERVICES LEGAL SERVICES	294.00 294.00
01-2684	OFFICE DEPOT	031183	96.77	N	120 5-10-5090 130 5-10-5090	OFFICE SUPPLIES OFFICE SUPPLIES	48.39 48.38

ACCOUNTS PAYABLE
DISBURSEMENT REPORT

VENDOR SET: 01 Hidden Valley Lake
VENDOR CLASS(ES): ALL CLASSES

SORTED BY CHECK

VENDOR	NAME	CHECK #	TOTAL AMOUNT	1099	G/L ACCT NO#	G/L NAME	G/L AMOUNT
01-2533	POLESTAR COMPUTERS	031184	320.00	N	120 5-00-5123	OTHER PROFESSIONAL SER	160.00
					130 5-00-5123	OTHER PROFESSIONAL SER	160.00
01-21	CALIFORNIA PUBLIC EMPLOYE	031185	8,248.96	N	120 2088	SURVIVOR BENEFITS - PE	5.61
					120 2090	PERS PAYABLE	1,318.79
					120 5-00-5021	RETIREMENT BENEFITS	6.83
					120 5-10-5021	RETIREMENT BENEFITS	1,160.98
					120 5-20-5021	RETIREMENT BENEFITS	359.67
					120 5-30-5021	RETIREMENT BENEFITS	1,344.67
					130 2088	SURVIVOR BENEFITS - PE	5.55
					130 2090	PERS PAYABLE	1,278.65
					130 5-00-5021	RETIREMENT BENEFITS	6.83
					130 5-10-5021	RETIREMENT BENEFITS	1,160.98
					130 5-20-5021	RETIREMENT BENEFITS	380.69
					130 5-30-5021	RETIREMENT BENEFITS	1,219.71
01-11	STATE OF CALIFORNIA EMPLO	031186	1,474.56	N	120 2092	CIT PAYABLE	551.99
					120 2095	S D I PAYABLE	155.56
					120 5-30-5020	EMPLOYEE BENEFITS	13.18
					130 2092	CIT PAYABLE	591.25
					130 2095	S D I PAYABLE	149.41
					130 5-30-5020	EMPLOYEE BENEFITS	13.17
01-1530	VARIABLE ANNUITY LIFE INS	031187	250.00	N	120 2099	DEFERRED COMP - 457 PL	125.00
					130 2099	DEFERRED COMP - PLAN 4	125.00
01-1	MISCELLANEOUS VENDOR	031188	21.11		130 1052	ACCTS REC WATER USE	21.11
01-2820	ALPHA ANALYTICAL LABORATO	031189	88.00	N	120 5-00-5195	ENV/MONITORING	88.00
01-2667	COUNTY OF LAKE SOLID WAST	031190	5.00	N	120 5-00-5155	MAINT BLDG & GROUNDS	5.00
01-1999	GRAINGER	031191	153.54	N	120 5-00-5150	REPAIR & REPLACE	153.54
01-2787	INDUSTRIAL ELECTRIC MOTOR	031192	9,691.45	N	120 1286	FIELD EQUIPMENT	9,691.45
01-2702	PACE SUPPLY CORP	031193	605.03	N	130 5-00-5150	REPAIR & REPLACE	605.03
01-1751	USA BLUE BOOK	031194	37.57	N	120 5-00-5150	REPAIR & REPLACE	18.79
					130 5-00-5150	REPAIR & REPLACE	18.78
01-8	AT&T	031195	820.86	N	120 5-00-5191	TELEPHONE	410.43
					130 5-00-5191	TELEPHONE	410.43
01-2816	CARDMEMBER SERVICE	031196	427.16	N	120 5-00-5020	EMPLOYEE BENEFITS	132.62
					120 5-10-5090	OFFICE SUPPLIES	21.67
					120 5-30-5090	OFFICE SUPPLIES	9.95
					130 5-00-5020	EMPLOYEE BENEFITS	132.61
					130 5-00-5150	REPAIR & REPLACE	23.70
					130 5-10-5090	OFFICE SUPPLIES	21.66
					130 5-30-5090	OFFICE SUPPLIES	9.95
					130 5-40-5176	DIRECTOR TRAINING	75.00

ACCOUNTS PAYABLE
DISBURSEMENT REPORT

VENDOR SET: 01 Hidden Valley Lake

BANK: ALL

VENDOR CLASS(ES): ALL CLASSES

SORTED BY CHECK

VENDOR	NAME	CHECK #	TOTAL AMOUNT	1099	G/L ACCT NO#	G/L NAME	G/L AMOUNT
01-122	LAKE COUNTY RECORD BEE	031197	91.56	N	120 5-00-5130 130 5-00-5130	PRINTING & PUBLICATION PRINTING & PUBLICATION	45.78 45.78
01-2699	MICHELLE HAMILTON	031198	860.00	Y	120 5-00-5110 130 5-00-5110	CONTRACTUAL SERVICES CONTRACTUAL SERVICES	430.00 430.00
01-2684	OFFICE DEPOT	031199	11.28	N	120 5-10-5090 130 5-10-5090	OFFICE SUPPLIES OFFICE SUPPLIES	5.63 5.65
01-2700	REDFORD SERVICES	031200	715.00	Y	120 5-00-5110 130 5-00-5110	CONTRACTUAL SERVICES CONTRACTUAL SERVICES	357.50 357.50
01-1705	SPECIAL DISTRICT RISK MAN	031201	23,703.69	N	120 5-00-5025 120 5-10-5020 120 5-20-5020 120 5-30-5020 120 5-40-5030 130 5-00-5025 130 5-10-5020 130 5-20-5020 130 5-30-5020 130 5-40-5030	RETIREE HEALTH BENEFIT EMPLOYEE BENEFITS EMPLOYEE BENEFITS EMPLOYEE BENEFITS DIRECTOR HEALTH BENEFI RETIREE HEALTH BENEFIT EMPLOYEE BENEFITS EMPLOYEE BENEFITS EMPLOYEE BENEFITS DIRECTOR HEALTH BENEFI	849.92 1,681.40 1,782.15 2,502.43 3,486.02 849.91 1,882.89 1,782.14 5,400.82 3,486.01
01-1589	U.S. GEOLOGICAL SURVEY	031202	13,550.00	N	130 5-00-5198	ANNUAL OPERATING FEES	13,550.00
01-1460	USDA RURAL DEVELOPMENT HI	031203	221,325.00	N	215 2111 215 5-00-5522	BONDS PAYABLE N. CURR INTEREST ON LONG-TERM	105,000.00 116,325.00
01-1659	WAGNER & BONSIGNORE	031204	2,730.00	N	130 5-00-5123	OTHER PROFESSIONAL SER	2,730.00
01-2820	ALPHA ANALYTICAL LABORATO	031206	354.00	N	120 5-00-5195	ENV/MONITORING	354.00
01-1479	CLEARLAKE LAVA, INC.	031207	586.82	N	120 5-00-5155 130 5-00-5155	MAINT BLDG & GROUNDS MAINT BLDG & GROUNDS	293.41 293.41
01-112	EEL RIVER FUELS, INC.	031208	586.81	N	120 5-00-5060 130 5-00-5060	GASOLINE, OIL & FUEL GASOLINE, OIL & FUEL	293.40 293.41
01-2541	MENDO MILL CLEARLAKE	031209	208.08	N	130 5-00-5150	REPAIR & REPLACE	208.08
01-2676	QUACKENBUSH MRRCF	031210	34.43	N	130 5-00-5150	REPAIR & REPLACE	34.43
01-2598	VERIZON WIRELESS	031211	708.31	N	120 5-00-5191 130 5-00-5191	TELEPHONE TELEPHONE	354.16 354.15
01-2740	WATERSOLVE, LLC	031212	8,043.75	N	120 5-00-5160	SLUDGE DISPOSAL	8,043.75
01-2111	DATAPROSE	031213	1,320.69	N	120 5-00-5110 130 5-00-5110	CONTRACTUAL SERVICES CONTRACTUAL SERVICES	660.35 660.34
01-2292	MAGIC ON HOLD	031214	105.00	N	120 5-00-5110 130 5-00-5110	CONTRACTUAL SERVICES CONTRACTUAL SERVICES	52.50 52.50

A C C O U N T S P A Y A B L E
D I S B U R S E M E N T R E P O R T

VENDOR SET: 01 Hidden Valley Lake
VENDOR CLASS(ES): ALL CLASSES

SORTED BY CHECK

VENDOR	NAME	CHECK #	TOTAL AMOUNT	1099	G/L ACCT NO#	G/L NAME	G/L AMOUNT
01-1579	SOUTH LAKE REFUSE COMPANY	031215	163.92	Y	120 5-00-5155	MAINT BLDG & GROUNDS	81.96
					130 5-00-5155	MAINT BLDG & GROUNDS	81.96
01-21	CALIFORNIA PUBLIC EMPLOYE	031216	8,274.26	N	120 2088	SURVIVOR BENEFITS - PE	6.10
					120 2090	PERS PAYABLE	1,442.21
					120 5-00-5021	RETIREMENT BENEFITS	6.88
					120 5-10-5021	RETIREMENT BENEFITS	1,162.33
					120 5-20-5021	RETIREMENT BENEFITS	358.27
					120 5-30-5021	RETIREMENT BENEFITS	1,663.86
					130 2088	SURVIVOR BENEFITS - PE	5.06
					130 2090	PERS PAYABLE	1,162.29
					130 5-00-5021	RETIREMENT BENEFITS	6.88
					130 5-10-5021	RETIREMENT BENEFITS	1,162.34
					130 5-20-5021	RETIREMENT BENEFITS	358.27
					130 5-30-5021	RETIREMENT BENEFITS	939.77
01-11	STATE OF CALIFORNIA EMPLO	031217	1,435.22	N	120 2092	CIT PAYABLE	636.01
					120 2095	S D I PAYABLE	175.39
					120 5-30-5020	EMPLOYEE BENEFITS	4.60
					130 2092	CIT PAYABLE	478.83
					130 2095	S D I PAYABLE	135.79
					130 5-30-5020	EMPLOYEE BENEFITS	4.60
01-1530	VARIABLE ANNUITY LIFE INS	031218	250.00	N	120 2099	DEFERRED COMP - 457 PL	125.00
					130 2099	DEFERRED COMP - PLAN 4	125.00
01-2820	ALPHA ANALYTICAL LABORATO	031219	438.00	N	120 5-00-5195	ENV/MONITORING	270.00
					130 5-00-5195	ENV/MONITORING	168.00
01-2749	NAPA AUTO PARTS	031220	62.77	N	120 5-00-5061	VEHICLE MAINT	49.56
					130 5-00-5061	VEHICLE MAINT	13.21
01-1751	USA BLUE BOOK	031221	1,158.18	N	120 5-00-5020	EMPLOYEE BENEFITS	269.54
					120 5-00-5150	REPAIR & REPLACE	177.07
					120 5-00-5315	SAFETY EQUIPMENT	132.48
					130 5-00-5020	EMPLOYEE BENEFITS	269.54
					130 5-00-5150	REPAIR & REPLACE	177.07
					130 5-00-5315	SAFETY EQUIPMENT	132.48
01-8	AT&T	031222	161.23	N	120 5-00-5191	TELEPHONE	161.23
01-1	MISCELLANEOUS VENDOR	031223	150.00	N	130 5-00-5505	WATER CONSERVATION	150.00
01-2684	OFFICE DEPOT	031224	119.89	N	120 5-30-5090	OFFICE SUPPLIES	59.95
					130 5-30-5090	OFFICE SUPPLIES	59.94
01-1	MISCELLANEOUS VENDOR	031225	150.00	N	130 5-00-5505	WATER CONSERVATION	150.00
01-2585	TYLER TECHNOLOGY	031226	121.00	N	120 5-00-5110	CONTRACTUAL SERVICES	60.50
					130 5-00-5110	CONTRACTUAL SERVICES	60.50

ACCOUNTS PAYABLE
DISBURSEMENT REPORT

VENDOR SET: 01 Hidden Valley Lake
VENDOR CLASS(ES): ALL CLASSES

SORTED BY CHECK

VENDOR	NAME	CHECK #	TOTAL AMOUNT	1099	G/L ACCT NO#	G/L NAME	G/L AMOUNT
	1099 ELIGIBLE	6	6,328.92				
	1099 EXEMPT	68	<u>378,120.04</u>				
***	REPORT TOTALS	*** 74	384,448.96				

G / L EXPENSE DISTRIBUTION

ACCOUNT NUMBER	ACCOUNT NAME	AMOUNT
120 1286	FIELD EQUIPMENT	13,487.51
120 2088	SURVIVOR BENEFITS - PERS	11.71
120 2090	PERS PAYABLE	2,761.00
120 2091	FIT PAYABLE	4,130.89
120 2092	CIT PAYABLE	1,188.00
120 2093	SOCIAL SECURITY PAYABLE	142.48
120 2094	MEDICARE PAYABLE	482.90
120 2095	S D I PAYABLE	330.95
120 2099	DEFERRED COMP - 457 PLAN	250.00
120 5-00-5010	SALARY & WAGES	0.97
120 5-00-5020	EMPLOYEE BENEFITS	411.40
120 5-00-5021	RETIREMENT BENEFITS	13.71
120 5-00-5025	RETIREE HEALTH BENEFITS	849.92
120 5-00-5060	GASOLINE, OIL & FUEL	711.59
120 5-00-5061	VEHICLE MAINT	294.04
120 5-00-5080	MEMBERSHIP & SUBSCRIPTIONS	86.22
120 5-00-5110	CONTRACTUAL SERVICES	1,957.74
120 5-00-5121	LEGAL SERVICES	294.00
120 5-00-5123	OTHER PROFESSIONAL SERVICES	1,065.63
120 5-00-5130	PRINTING & PUBLICATION	45.78
120 5-00-5148	OPERATING SUPPLIES	668.96
120 5-00-5150	REPAIR & REPLACE	1,146.86
120 5-00-5155	MAINT BLDG & GROUNDS	470.37
120 5-00-5160	SLUDGE DISPOSAL	8,043.75
120 5-00-5191	TELEPHONE	1,162.80
120 5-00-5192	ELECTRICITY	1,596.46
120 5-00-5195	ENV/MONITORING	2,688.70
120 5-00-5310	EQUIPMENT - FIELD	16.00
120 5-00-5315	SAFETY EQUIPMENT	226.48
120 5-10-5010	SALARIES & WAGES	244.81
120 5-10-5020	EMPLOYEE BENEFITS	1,846.10

A C C O U N T S P A Y A B L E
D I S B U R S E M E N T R E P O R T

VENDOR SET: 01 Hidden Valley Lake

BANK: ALL

VENDOR CLASS(ES): ALL CLASSES

SORTED BY CHECK

G/L EXPENSE DISTRIBUTION

ACCOUNT NUMBER	ACCOUNT NAME	AMOUNT
120 5-10-5021	RETIREMENT BENEFITS	2,323.31
120 5-10-5080	MEMBERSHIP & SUBSCRIPTION	110.00
120 5-10-5090	OFFICE SUPPLIES	75.69
120 5-10-5170	TRAVEL MILEAGE	40.84
120 5-20-5010	SALARIES & WAGES	50.55
120 5-20-5020	EMPLOYEE BENEFITS	1,878.00
120 5-20-5021	RETIREMENT BENEFITS	717.94
120 5-30-5010	SALARIES & WAGES	325.72
120 5-30-5020	EMPLOYEE BENEFITS	2,739.97
120 5-30-5021	RETIREMENT BENEFITS	3,008.53
120 5-30-5090	OFFICE SUPPLIES	69.90
120 5-40-5010	DIRECTORS COMPENSATION	3.44
120 5-40-5030	DIRECTOR HEALTH BENEFITS	3,486.02
	** FUND TOTAL **	61,457.64
130 1052	ACCTS REC WATER USE	64.77
130 2088	SURVIVOR BENEFITS - PERS	10.61
130 2090	PERS PAYABLE	2,440.94
130 2091	FIT PAYABLE	3,633.95
130 2092	CIT PAYABLE	1,070.08
130 2093	SOCIAL SECURITY PAYABLE	143.13
130 2094	MEDICARE PAYABLE	416.63
130 2095	S D I PAYABLE	285.20
130 2099	DEFERRED COMP - PLAN 457 PAYAB	250.00
130 5-00-5010	SALARY & WAGES	0.97
130 5-00-5020	EMPLOYEE BENEFITS	411.38
130 5-00-5021	RETIREMENT BENEFITS	13.71
130 5-00-5025	RETIREE HEALTH BENEFITS	849.91
130 5-00-5060	GASOLINE, OIL & FUEL	711.60
130 5-00-5061	VEHICLE MAINT	594.24
130 5-00-5080	MEMBERSHIP & SUBSCRIPTIONS	974.22
130 5-00-5110	CONTRACTUAL SERVICES	1,957.72
130 5-00-5121	LEGAL SERVICES	294.00
130 5-00-5123	OTHER PROFESSIONAL SERVICES	5,505.62
130 5-00-5130	PRINTING & PUBLICATION	45.78
130 5-00-5150	REPAIR & REPLACE	3,714.18
130 5-00-5155	MAINT BLDG & GROUNDS	465.37
130 5-00-5191	TELEPHONE	764.58
130 5-00-5192	ELECTRICITY	18,916.27
130 5-00-5195	ENV/MONITORING	1,200.00
130 5-00-5198	ANNUAL OPERATING FEES	13,550.00
130 5-00-5312	TOOLS - FIELD	47.29
130 5-00-5315	SAFETY EQUIPMENT	132.48
130 5-00-5505	WATER CONSERVATION	450.00
130 5-10-5010	SALARIES & WAGES	244.77
130 5-10-5020	EMPLOYEE BENEFITS	2,068.87
130 5-10-5021	RETIREMENT BENEFITS	2,323.32

A C C O U N T S P A Y A B L E
D I S B U R S E M E N T R E P O R T

VENDOR SET: 01 Hidden Valley Lake
VENDOR CLASS(ES): ALL CLASSES

SORTED BY CHECK

G/L EXPENSE DISTRIBUTION

ACCOUNT NUMBER	ACCOUNT NAME	AMOUNT
130 5-10-5080	MEMBERSHIP & SUBSCRIPTION	110.00
130 5-10-5090	OFFICE SUPPLIES	75.69
130 5-10-5170	TRAVEL MILEAGE	40.84
130 5-20-5010	SALARIES & WAGES	52.09
130 5-20-5020	EMPLOYEE BENEFITS	1,899.27
130 5-20-5021	RETIREMENT BENEFITS	738.96
130 5-30-5010	SALARIES & WAGES	257.61
130 5-30-5020	EMPLOYEE BENEFITS	5,732.85
130 5-30-5021	RETIREMENT BENEFITS	2,159.48
130 5-30-5090	OFFICE SUPPLIES	69.89
130 5-40-5010	DIRECTORS COMPENSATION	4.21
130 5-40-5030	DIRECTOR HEALTH BENEFITS	3,486.01
130 5-40-5176	DIRECTOR TRAINING	125.33
	** FUND TOTAL **	78,303.82
140 5-00-5192	ELECTRICITY	25.00
	** FUND TOTAL **	25.00
215 2111	BONDS PAYABLE N. CURR	105,000.00
215 5-00-5522	INTEREST ON LONG-TERM DEBT	116,325.00
	** FUND TOTAL **	221,325.00
219 5-00-5523	INTERST EXPENSE	9,337.50
219 5-00-5599	PRINCIPAL PMT	14,000.00
	** FUND TOTAL **	23,337.50

	** TOTAL **	384,448.96

NO ERRORS

SELECTION CRITERIA

VENDOR SET: 01 Hidden Valley Lake
VENDOR: ALL
BANK: ALL
VENDOR CLASS(ES): ALL CLASSES

TRANSACTION SELECTION

REPORTING: PAID ITEMS ,G/L DIST

 =====PAYMENT DATES===== =====ITEM DATES===== =====POSTING DATES=====
PAID ITEMS DATES : 8/01/2013 THRU 8/31/2013 0/00/0000 THRU 99/99/9999 0/00/0000 THRU 99/99/9999

PRINT OPTIONS

REPORT SEQUENCE: CHECK
G/L EXPENSE DISTRIBUTION: YES
CHECK RANGE: 000000 THRU 999999

ACWA's Comparison of the AB 1331 and SB 42 2014 Water Bond
with
ACWA's Proposal for a Modified 2014 Water Bond

2014 Water Bond Proposal	ACWA	AB 1331	SB 42
Category 1: Local Resources Development Support	\$2.150	\$2.500 ¹ (potential mathematical issue w/IRWMP allocating more than \$1.500 in breakdown)	\$1.900
Disadvantaged Communities (DACs)	\$0.300	(Priority for DACs – See SDW & WW)	(Priority for DACs) \$1.000
IRWMP (Total: Rural and Urban)	\$1.100 ² (\$0.450 for rural support and \$0.650 for urban support)	\$1.000	
Recycling and Conservation	\$0.450	\$0.500 ³ (Part of \$1.500 total for IRWMP chapter - for water recycling only)	N/A (Except IRWMP) N/A (Except IRWMP) \$0.500 \$0.400
Water Conservation & Water Use Efficiency	(see above)	(up to) \$0.250 ⁴ (Part of \$1.500 total for IRWMP chapter – for WC/WUE only)	
Groundwater Quality	\$0.300	\$ ⁵	

⁵ (Up to \$1.0 billion is allotted for Water Quality or Safe Drinking Water Projects – the \$1.0 billion includes up to \$0.250 for Stormwater

<p>Safe Drinking Water</p> <p>Stormwater Management</p> <p>Wastewater</p>	<p>(See DACs above)</p> <p>N/A</p> <p>(See DACs above)</p>	<p>Management and up to \$0.100 for Wastewater Management) \$⁵</p> <p>(up to) \$0.250</p> <p>(up to) \$0.100⁶</p> <p>⁶(available for deposit in the State Water Pollution Control Revolving Fund - Small Community Grant Fund for grants for wastewater treatment projects. Priority to DACs/projects that address public health hazards.)</p>	
<p>Category 2: Delta Ecosystem Restoration & Watersheds</p> <p>Delta Sustainability</p> <p>Watersheds</p> <p>State Obligations</p>	<p>\$3.050</p> <p>\$2.250</p> <p>\$0.800</p> <p>N/A</p>	<p>\$2.500</p> <p>\$1.000</p> <p>\$0.750</p> <p>\$0.500⁷</p> <p>⁷(Available to fulfill obligations in complying with any of the following: Klamath Basin Restoration Agreement; Qualification Settlement Agreement; San Joaquin River Restoration Settlement.)</p>	<p>\$1.400</p> <p>\$0.600</p> <p>(See Delta levees below)</p> <p>\$0.800*</p> <p>(*\$0.500 for regional watersheds & \$0.300 for water quality/watershed protection - both outside the Delta)</p>

State Conservancy	(See Watersheds)	⁸ (Available to the Natural Resources Agency to support projects of a state conservancy as provided in the conservancy's strategic plan.)
Category 3:		
Storage for Coequal Goals		
Statewide Water System	⁹ continuous appropriation \$3.000	\$1.500 ⁸ \$1.000 *no continuous appropriation
Category 4:		
Flood Control & Stormwater Management		
Implement CVFPP	N/A	\$1.300
Stormwater Management	N/A	\$0.500
Delta levees	N/A	\$0.400
Total Investments (in billions)	\$8.200	\$6.500



Water Bond Working Group

2013 Water Bond Framework

- I. Title: Clean Drinking Water & Climate Change Response Act of 2014
- II. Findings & Declarations: Need for Water Infrastructure
- III. Definitions: Retain Definitions
- IV. General Provisions
 - A. Retain Existing Accountability Provisions
 - 1. Retain Caps on Planning & Administration
 - 2. Public Process for Developing Competitive Grant Programs
 - 3. State Auditor Programmatic Review
 - 4. Intent Statement – Public Benefits
 - B. Retain Assurances
 - 1. Water Rights/Area of Origin
 - 2. Prohibition on Delta Conveyance Funding
 - 3. Protection of Wild & Scenic Rivers
 - 4. Beneficiaries Pay for Benefits
 - 5. Prohibition on Funding Environmental Mitigation, Except as Project Part
 - C. Terminate Authorization For Water Bond Funds Not Yet Appropriated
 - D. Leverage State/Local Funding – Priority for Local Funding Commitment
 - E. Make All State Agencies Eligible for Appropriation
 - F. Priority for Projects that Produce Greatest Public Benefit
 - G. Savings Clause: Contractual Commitments in the Delta
 - H. Priority for Shovel-Ready Projects
- V. Water Quality: Clean and Safe Drinking Water (\$1B)
 - A. Purpose: Address Drinking Water Contamination and Water Quality
 - B. Funding:
 - 1. Benefit Disadvantaged Communities
 - a) Minimal Cost-sharing Requirements
 - b) Require Ability to Continue Operating Treatment Facility
 - c) Operations & Maintenance
 - 2. Focus on Groundwater Cleanup
 - 3. Wastewater Treatment Facilities
 - 4. Stormwater Management
 - C. Leverage Bond Funding with Other Sources (federal, state, local)
 - D. Identify Contaminants – Nitrates, Perchlorate, MTBE, Arsenic, Salinity, Chrome6, mercury
- VI. Protecting Rivers, Lakes, Streams and Watersheds (\$1B)
 - A. Purpose: Economic Benefits of Watersheds, Fishery & Instream Flow
 - B. Funding
 - 1. Broad Range of Activities – watersheds, wetlands, water quality
 - 2. Remove Barriers to Fish Passage
 - 3. Collaboration with Federal Gov't on Anadromous Fish Protection/Salmon

VII. Climate Change Preparedness & Regional Self-Reliance for Water (\$1B)

- A. Purpose: Adapt to Climate Change, Improve Regional Self-Reliance
- B. Funding
 - 1. Integrated Regional Water Management (Grants and Loans)
 - 2. Broad Range of Activities – Infrastructure, Stormwater Capture
 - 3. Specific Program Allocations Within Integrated Regional Water Management
 - a) Water Conservation
 - b) Water Recycling
 - c) Desalination with Renewable Energy Generation & Reduced Delta Exports
- C. Policy
 - 1. Retain Current Regional Allocations
 - 2. Require Regional Prioritization of Water Infrastructure Projects
 - 3. Requirements: Regional Plan, Urban or Agricultural Water Management Plan

VIII. Sacramento-San Joaquin Delta Sustainability (\$1B)

- A. Purpose: Ecosystem Restoration and Delta Sustainability
- B. Describe Programs Broadly

IX. Storage for Climate Change (\$1B)

- A. Purpose: Expand Surface & Ground Water Storage for Climate Change
- B. Funding
 - 1. Surface and Groundwater
 - 2. Funding for Public Benefits
 - 3. Restoration of Storage Capacity of Existing Dams
- C. Policy
 - 1. Retain Requirement for Delta Improvement From Storage Project
 - 2. Continuous Appropriation
 - 3. Cost-Sharing

Perea Amends Bill to Transfer Administration of Drinking Water Fund to the State Board

Assembly Member Henry Perea (D-Fresno) has introduced new legislative language that would transfer administration of the state's Safe Drinking Water State Revolving Fund (SRF) from the California Department of Public Health to the State Water Resources Control Board.

The language was amended into AB 1393, which previously dealt with workers' compensation. It is currently awaiting action on the Senate floor. The Senate Environmental Quality Committee likely will hear the bill off the floor this week before the full Senate votes on the measure.

The newly amended bill represents a more targeted approach than Perea's AB 145, which proposed to transfer the state's entire drinking water program from CDPH to the State Board. AB 145 was held in the Senate Appropriations Committee on Aug. 30.

Perea has said throughout the legislative session that changes to the state's drinking water program are needed to assist disadvantaged communities with contaminated drinking water sources.

ACWA and its coalition partners, including the California Municipal Utilities Association and the California Water Association, have stated that while action is needed to address the problem, moving the entire drinking water program to the State Board as proposed by AB 145 would undermine the program's focus on public health, disrupt key drinking water program functions and force the program to compete with other critical priorities before the State Board.

ACWA and the coalition have consistently called for the bill to be amended to focus on improving management of the SRF and have suggested that transferring just the administration of the SRF to the State Board – while leaving the rest of the drinking water program at CDPH – would be a more targeted solution.

ACWA will be supporting the newly amended bill.

From: Cindy Tuck [<mailto:CindyT@acwa.com>]

Sent: Monday, September 09, 2013 12:41 PM

To: Cindy Tuck

Cc: Amanda Brown; Tim Quinn; Wendy Ridderbusch; Whitnie Wiley; Antonio Alfaro; Nicoletta Rousseva; Jennifer Persike; Lisa Lien Mager

Subject: AB 145 (Perea) and AB 1393 (Perea) - Safe Drinking Water State Revolving Fund

Dear State Legislative Committee,

You already are aware that the Senate Committee on Appropriations held AB 145 on the Suspense Calendar on Friday, August 30. We understood that conversations would continue after that date.

After coordination with the Senate leadership, Assembly Member Perea has amended AB 1393. This used to be a workers' compensation bill, but now it proposes to move just the administration of the Safe Drinking Water State Revolving Fund to the State Water Resources Control Board. The bill does not address the rest of the Drinking Water Program – it will remain at CDPH (at least for now).

Since Assembly Member Perea has moved to the solution that ACWA suggested back in February of this year, ACWA is going to support AB 1393.

The bill is at the Senate Floor, but there will likely be at least a Senate Committee on Appropriations hearing on AB 1393 this week.

We expect continued activity in this area next year – possibly in the form of a Governor's Reorganization Plan or legislation.

Thanks to all of you who weighed in on AB 145 this year.

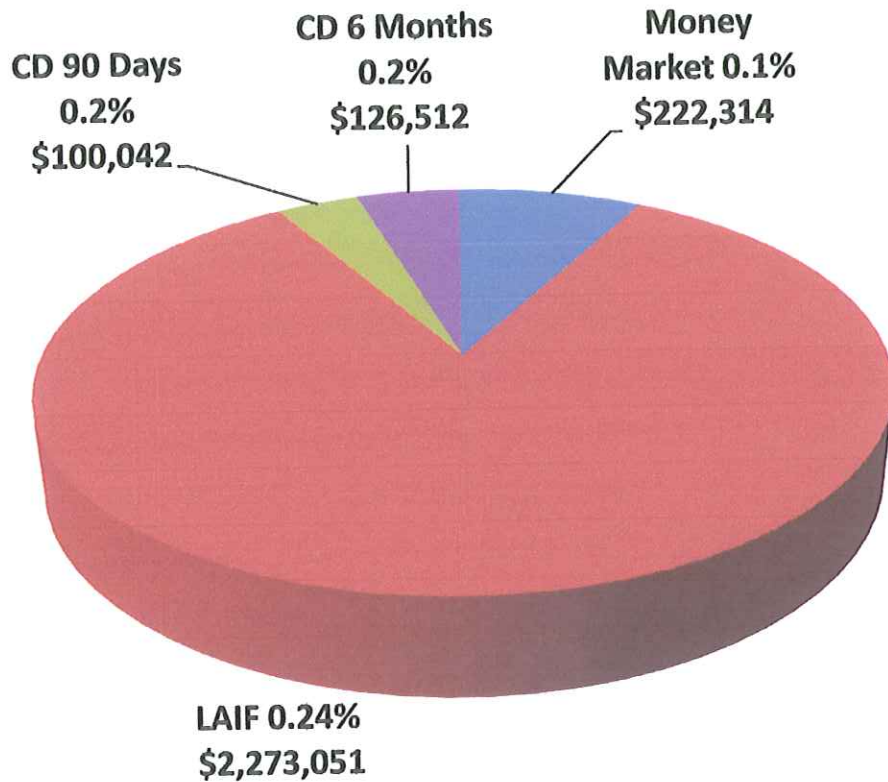
Regards, Cindy

Cindy Tuck, P.E.
Deputy Executive Director for Government Relations
Association of California Water Agencies (ACWA)
910 K Street, Suite 100
Sacramento, CA 95814
Phone: (916) 441-4545
Fax: (916) 325-2306
e-mail: cindy@acwa.com

**Hidden Valley Lake CSD
Pooled Cash
August 31, 2013**

Beginning Balance	\$ 337,535.78
Deposits	
Cash	\$ 91,519.57
Transfers	\$ 255,000.00
Total Deposits	\$ 346,519.57
Expenditures	
Accounts Payable	\$ 384,448.96
Payroll	\$ 43,976.69
Bank Fees	\$ 1,112.65
Total Expenditures	\$ 429,538.30
Ending Balance	<u>\$ 254,517.05</u>

**HIDDEN VALLEY LAKE CSD
INVESTMENT REPORT
August 31, 2013
\$2,721,919**



Investment	Interest Rate	Interest Earned this Period	Funds Invested
Money Market	0.10%	\$ 95.56	\$ 222,314
LAIF	0.24%	-	\$ 2,273,051
90 Day CD	0.20%	5.00	\$ 100,042
6 Month CD	0.20%	17.93	\$ 126,512
Total Funds Invested			\$ 2,721,919

This report is in compliance with the investment policy set forth by the board of the Hidden Valley Lake Community Services District.

HIDDEN VALLEY LAKE COMMUNITY SERVICES DISTRICT
STATEMENT OF REVENUE AND EXPENSES
FOR THE PERIOD ENDING AUGUST 31, 2013

SEWER ENTERPRISE FUND

	2013/2014 BUDGET	CURRENT PERIOD	YEAR TO DATE ACT.	BUDGET BALANCE	% OF BUDGET
OPERATING REVENUES					
Permits and Inspections	-	-	-	-	0%
Charges for Services	1,010,200	166,881	192,833	817,367	19%
Miscellaneous	15,000	73	173	14,827	1%
Total Operating Revenues	1,025,200	166,954	193,006	832,194	20%
OPERATING EXPENDITURES					
Salaries and Benefits	641,300	49,230	97,978	543,322	15%
Insurance	19,800	-	-	19,800	0%
Office Expenses	9,100	(37)	720	8,380	8%
Contractual Services	47,600	1,958	5,203	42,397	11%
Continuing Education	11,100	-	25	11,076	0%
Dues and Subscriptions	6,000	196	216	5,784	4%
Postage	100	-	-	100	0%
Repairs and Maintenance	73,400	1,911	4,236	69,164	6%
Gas, Fuel, and Oil	12,600	712	1,695	10,905	13%
Supplies	12,000	669	1,316	10,684	11%
Professional Services	41,100	454	454	40,646	1%
Travel	600	109	176	424	29%
Telephone	11,100	1,163	2,136	8,964	19%
Power	20,000	1,596	1,596	18,404	8%
Other Operating	73,500	8,730	9,378	64,122	13%
Office and Safety Equipment	11,500	226	266	11,234	2%
Environmental Monitoring	31,000	1,972	1,972	29,028	6%
Annual Operating Fees	3,400	-	-	3,400	0%
Total Operating Expenditures	1,025,200	68,889	127,367	897,833	12%
Operating Income (Loss)	-	98,065	65,640		

HIDDEN VALLEY LAKE COMMUNITY SERVICES DISTRICT
STATEMENT OF REVENUE AND EXPENSES
FOR THE PERIOD ENDING AUGUST 31, 2013

WATER ENTERPRISE FUND

	2013/2014 BUDGET	CURRENT PERIOD	YEAR TO DATE ACT.	BUDGET BALANCE	% OF BUDGET
OPERATING REVENUES					
Permits and Inspections	300	-	-	300	0%
Charges for Services	1,236,100	255,727	260,252	975,848	21%
Miscellaneous	61,800	4,377	5,017	56,783	8%
Total Operating Revenues	1,298,200	260,104	265,269	1,032,931	29%
OPERATING EXPENDITURES					
Salaries and Benefits	654,200	51,068	101,916	552,284	16%
Insurance	19,800	-	-	19,800	0%
Office Expenses	9,100	191	720	8,380	8%
Contractual Services	43,500	1,958	4,350	39,150	10%
Continuing Education	8,400	125	150	8,250	2%
Dues and Subscriptions	18,600	1,084	1,104	17,496	6%
Postage	100	-	-	100	0%
Repairs and Maintenance	68,400	4,774	10,347	58,053	15%
Gas, Fuel, and Oil	11,800	712	1,695	10,105	14%
Supplies	1,900	-	-	1,900	0%
Professional Services	136,700	4,894	4,894	131,806	4%
Travel	2,100	109	176	1,924	8%
Telephone	11,100	765	1,738	9,362	16%
Power	150,800	18,916	18,916	131,884	13%
Depreciation	-	-	-	-	0%
Other Operating	206,700	718	41,017	165,683	20%
Office and Safety Equipment	10,900	132	132	10,768	1%
Director's Compensation	-	-	-	-	0%
Environmental Monitoring	7,100	1,200	1,200	5,900	17%
Water Conservation	7,600	450	750	6,850	10%
Annual Operating Fees	26,700	4,517	4,517	22,183	17%
Total Operating Expenditures	1,395,500	91,612	193,622	1,201,878	14%
Operating Income (Loss)	(97,300)	168,492	71,647		

HIDDEN VALLEY LAKE COMMUNITY SERVICES DISTRICT
 BI-MONTHLY REVENUE EXPENSE REPORT
 CYCLE 1 AUGUST 31, 2013

	CYCLE BUDGET	CYCLE ACTUAL	CYCLE VARIANCE	YTD BUDGET	YTD ACTUAL	YTD VARIANCE	ANNUAL BUDGET	PROJECTED ACTUAL	PROJECTED VARIANCE
REVENUE									
Sewer 120	\$ 170,867	\$ 193,006	\$ 22,139	\$ 170,867	\$ 193,006	\$ 22,139	\$ 1,025,200	\$ 1,047,339	\$ 22,139
Water 130	\$ 216,367	\$ 265,269	\$ 48,902	\$ 216,367	\$ 265,269	\$ 48,902	\$ 1,298,200	\$ 1,347,102	\$ 48,902
EXPENSE									
Sewer 120	\$ 170,867	\$ 127,367	\$ (43,500)	\$ 170,867	\$ 127,367	\$ (43,500)	\$ 1,025,200	\$ 981,700	\$ (43,500)
Water 130	\$ 232,583	\$ 193,622	\$ (38,961)	\$ 232,583	\$ 193,622	\$ (38,961)	\$ 1,395,500	\$ 1,356,539	\$ (38,961)
NET REVENUE TO EXPENSE									
SEWER REVENUE	\$ 170,867	\$ 193,006		\$ 170,867	\$ 193,006	\$ 22,139	\$ 1,025,200	\$ 1,047,339	\$ 22,139
SEWER EXPENSE	\$ 170,867	\$ 127,367		\$ 170,867	\$ 127,367	\$ (43,500)	\$ 1,025,200	\$ 981,700	\$ (43,500)
DIFFERENCE	\$ -	\$ 65,639		\$ -	\$ 65,639	\$ 65,639	\$ -	\$ 65,639	\$ 65,639
WATER REVENUE									
WATER REVENUE	\$ 216,367	\$ 265,269		\$ 216,367	\$ 265,269	\$ 48,902	\$ 1,298,200	\$ 1,347,102	\$ 48,902
WATER EXPENSE	\$ 232,583	\$ 193,622		\$ 232,583	\$ 193,622	\$ (38,961)	\$ 1,395,500	\$ 1,356,539	\$ (38,961)
DIFFERENCE	\$ (16,216)	\$ 71,647		\$ (16,216)	\$ 71,647	\$ 87,863	\$ (97,300)	\$ (9,437)	\$ 87,863
<i>Variance Comments: None</i>									

Board of Directors

JIM FREEMAN

CAROLYN GRAHAM

LINDA HERNDON

JIM LIEBERMAN

JUDY MIRBEGIAN



General Manager
ROLAND SANFORD

Administrative Assistant
TAMI IPSEN

Accountant/Controller
TASHA KLEWE

Memo

To: HVLCSD Board of Directors

From: Roland Sanford, General Manager

Date: September 10, 2013

RE: General Manager's Monthly Report

This month's Board meeting agenda and associated packet are noticeably lighter than that of recent months – some would assert pleasantly light – due to the relatively short time frame between the August and September Board meetings, coupled with staff and consultant vacations. The September Board meeting will be largely devoted to a review and comparison of District employee benefits. As of this writing staff has not yet received the final CPS HR Consulting Base Salary Report, hence this item will be carried over to the October Board meeting.

Late last month the California Department of Public Health (DPH) formally proposed a drinking water standard (maximum contaminant level, or "MCL") of 10 parts per billion for hexavalent chromium – the first in the nation. Currently, neither the U.S. Environmental Protection Agency nor any State has adopted a drinking water standard for hexavalent chromium. Public review and comment is ongoing and currently scheduled to end at 5 p.m. on October 11, 2013. However, given the potential controversial nature of the proposed standard, I suspect the comment period will be extended. Key issues include the adequacy of the proposed standard vis-à-vis the protection of public health, and the economic impacts of implementing a 10 parts per billion hexavalent chromium drinking water standard.

In anticipation of the proposed standard, the District began hexavalent chromium sampling in 2012. The sampling results obtained to date indicate that the District's raw water supply contains detectable levels of hexavalent chromium – concentrations approaching and occasionally exceeding the proposed 10 parts per billion standard - and suggest that hexavalent chromium concentrations vary seasonally, and in response to rainfall events. Concentrations tend to be highest in the summer and fall, when Putah Creek is dry and contributes little or no water to the underlying groundwater aquifer.

Board of Directors

JIM FREEMAN

CAROLYN GRAHAM

LINDA HERNDON

JIM LIEBERMAN

JUDY MIRBEGIAN



General Manager
ROLAND SANFORD

Administrative Assistant
TAMI IPSEN

Accountant/Controller
TASHA KLEWE

The technologies and options for removing hexavalent chromium are generally expensive to implement and while I am reluctant to speculate in the absence of more definitive data, the possibility of significant costs to the District and its constituents should not be ignored. DPH estimates that for a District of our size, the cost of complying with the proposed 10 parts per billion drinking water standard could easily approach if not exceed \$730,000 per year, or roughly \$300 per year, per service connection.

Compliance with the proposed 10 parts per billion drinking water standard, or any similar standard, will be a significant challenge for the District – not unlike the planning and construction of the District's Reclamation Plant or the ongoing Water Rights Petition for Change. A staff presentation on the status of the proposed hexavalent chromium drinking water standard and its potential impact to the District is tentative planned for the October Board meeting.

Shifting from water quality to quantity...in the latter part of August the District experienced an unanticipated and for the moment unexplainable decrease in groundwater production from one of the two wells used to provide supplemental stream flow releases to Putah Creek. As a result, there were two days when the mandated stream flow releases were clearly not achieved. The underperforming well has been taken off line and substituted with another. Since then the District has remained in compliance with mandated stream flow releases.

Staff is reviewing data from the underperforming and surrounding monitoring wells to determine whether the decrease in production can be attributed to a decrease in local or regional groundwater elevations, or the well itself. Over time a well can become less productive due to excessive clogging of the perforated well casing and/or mechanical deterioration of the pump. Well number 3, the underperforming well, has been heavily used in recent years.

Compliance with the mandated minimum stream flow releases has been difficult and expensive in recent years, due to ongoing water diversions within the stream segment between the supplemental stream flow release point and the downstream compliance measurement station. As noted in previous reports, the District is seeking to eliminate the supplemental stream flow release requirement as a part of the Water Right Petition for Change (Petition) submitted to the State Water Resources Control Board (SWRCB) last December. A final decision on the Petition could be several years in the offing and therefore, and particularly if we experience another dry winter, the District may consider submission of a Temporary Urgency Petition to the SWRCB to at least suspend the supplemental stream flow release requirement, on the grounds that the supplemental stream

Board of Directors

JIM FREEMAN

CAROLYN GRAHAM

LINDA HERNDON

JIM LIEBERMAN

JUDY MIRBEGIAN



General Manager
ROLAND SANFORD

Administrative Assistant
TAMI IPSEN

Accountant/Controller
TASHA KLEWE

flow releases provide no meaningful benefits to biological resources, while at the same time unduly jeopardizing the District's municipal water supplies.

As illustrated by the attached chart, water use and in turn water revenues are currently trending slightly above initial projections. Through the first two months of the fiscal year both water and sewer revenues have been in line with anticipated expenses. A Cycle 1 Bi-Monthly Revenue Expense Report is included in the Board packet.

Finally, a status summary of the more notable ongoing projects is as follows:

Water Meter Measurement accuracy Investigation

Staff is "bench testing" a subset of the District's oldest residential water meters to evaluate their accuracy and as a first step toward the development of a long-term residential meter replacement program. Staff anticipates that bench testing will continue on an intermittent basis through the coming winter and spring.

Water Rights Petition for Change

Status unchanged from prior month.

Water Master Plan/Capital Improvement Plan

Staff is waiting for GHD's final scope of work and cost estimate for the June 2001 Water Master Plan update and preparation of a separate "Sewer Master Plan/Capital Improvement Plan. Preparation of the respective plans is now scheduled to begin in late September.

Sewer Lift Station Backup Generator and Installation

GHD has been retained to prepare engineering specifications and an installation contractor bid package for installation of backup generators at Sewer Lift Stations 1 and 4. Staff anticipates that the contractor bid package and associated materials will be completed by late September, and an installation contractor selected by early October.

Sewer Lift Station Pump Replacement

Staff is preparing to replace lift station pumps at lift stations 3 and 6 this fall.

Sewer System Management Plan Update

Project now 75 percent complete, scheduled for completion by early October.

Board of Directors

JIM FREEMAN

CAROLYN GRAHAM

LINDA HERNDON

JIM LIEBERMAN

JUDY MIRBEGIAN



General Manager
ROLAND SANFORD

Administrative Assistant
TAMI IPSEN

Accountant/Controller
TASHA KLEWE

Treatment Plant Access Road Repair

Last spring staff repaired a 200-foot-long segment of the treatment plant access road using a relatively new geo-fabric material that is designed to retain gravel and other road bed materials. The initial results are very promising and staff is tentatively scheduled to repair two additional road segments using the same geo-fabric, later this fall

Reclamation Pond Access and Levee Road Maintenance

Staff is preparing to resurface the Reclamation Pond access and levee road in conjunction with the Treatment Plant Access Road Repair project that will begin later this fall. Resurfacing, with gravel, is needed to prevent levee erosion and to remain in compliance with the District's waste discharge permit issued by the Central Valley Regional Water Quality Control Board.

Reclamation Pond Aquatic Weed Abatement

Pursuant to Central Valley Regional Water Quality Control Board direction, District staff is investigating alternative Reclamation Pond aquatic weed abatement options, with the expectation that an enhanced aquatic weed abatement program will be implemented in the spring of 2014.

Financial Wellness Evaluation

Last month staff and NHA Advisors met to discuss alternative funding mechanisms for capital improvement projects and actions the District should take to improve its financial position in the eyes of lending institutions. NHA Advisors has been tasked with the preparation of a written "punch list" and timeline of recommended actions that is currently due but as of this writing not yet received.

2012-2013 Audit

Staff is finalizing financial records for the prior fiscal year and is preparing for the onsite inspection of District records by the District auditors – Smith and Newell – in late September.

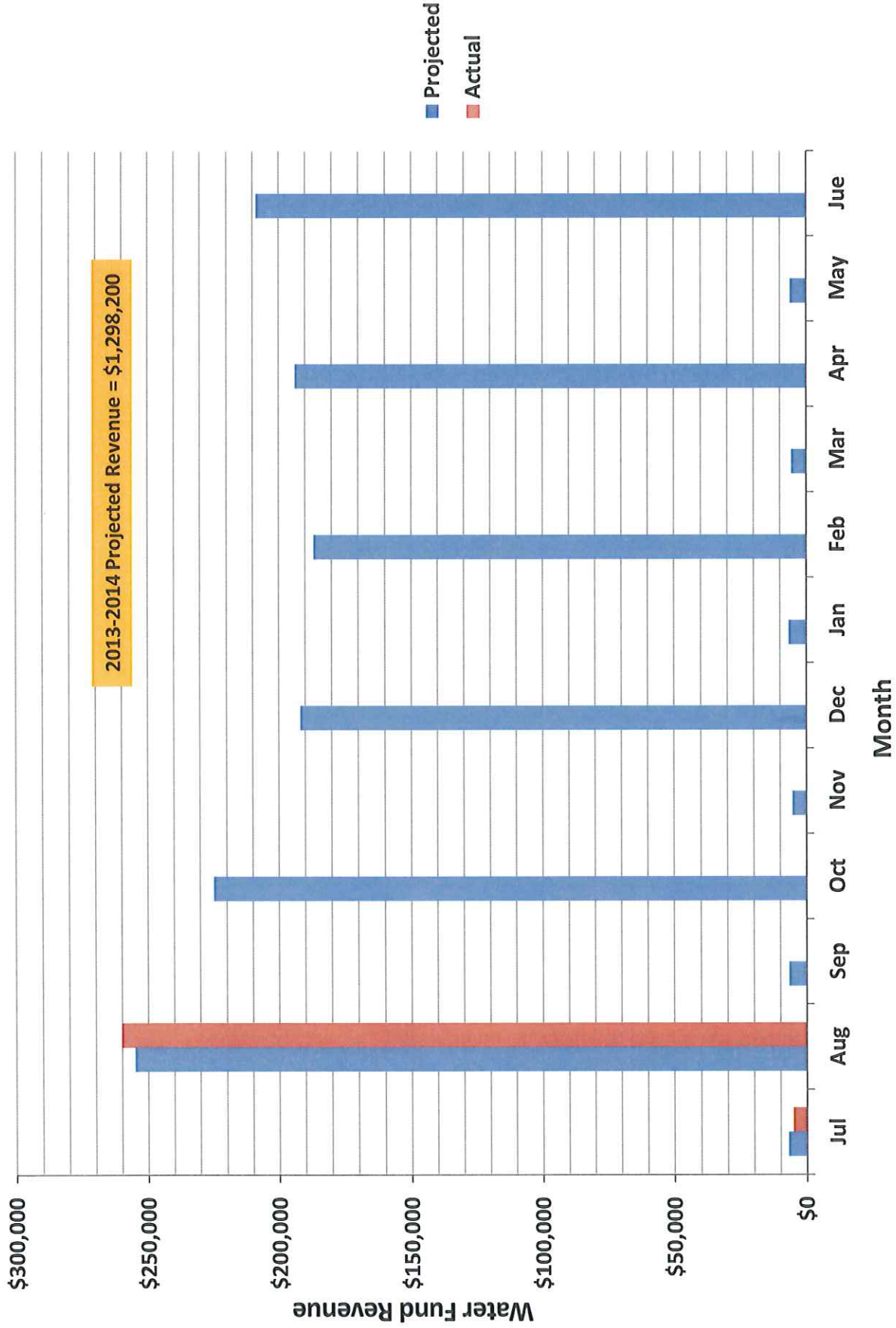
Strategic Planning

Preparation of the draft strategic plan is on schedule - September 30 completion date.

District Website

"Roll out" of the new District website has unfortunately once again been delayed to allow staff to focus on other work priorities. Final editing of selected webpages is needed.

Actual vs. Projected 2013-2014 Monthly Water Fund Revenue



**ACTION OF
HIDDEN VALLEY LAKE COMMUNITY SERVICES DISTRICT**

DATE: September 17, 2013

AGENDA ITEM: Discussion and Possible Action: Review and Comparison of District Employee Benefits

RECOMMENDATIONS:

Hear General Manager's report and provide direction to staff

FINANCIAL IMPACT:

None

BACKGROUND:

See attached memo

APPROVED
AS RECOMMENDED

OTHER
(SEE BELOW)

Modification to recommendation and/or other actions:

I, Roland Sanford, Secretary to the Board, do hereby certify that the foregoing action was regularly introduced, passed, and adopted by said Board of Directors at a regular board meeting thereof held on September 17, 2013 by the following vote:

Ayes:

Noes:

Abstain:

Absent

Secretary to the Board

Board of Directors

JIM FREEMAN

CAROLYN GRAHAM

LINDA HERNDON

JIM LIEBERMAN

JUDY MIRBEGIAN



General Manager
ROLAND SANFORD

Administrative Assistant
TAMI IPSEN

Accountant/Controller
TASHA KLEWE

Memo

To: HVLCSD Board of Directors

From: Roland Sanford, General Manager

Date: September 11, 2013

RE: Review of Employee Benefits paid by District

Pursuant to Board direction, staff has prepared the attached table summarizing the benefits provided to HVLCSD employees at District expense. Also attached is a comparison of employer-paid benefits for selected employers within the North Coast region. With the exception of the City of Sonoma, the latter table includes benefits data for all of the employers surveyed as a part of the recent CPS HR Consultants base salary investigation.

HVLCSO Employee Benefits Monthly Cost Summary

(Effective January 1, 2014)

	Plan Type	SDRMA Health Insurance		ACWA Dental Insurance	ACWA Vision Insurance	Employer's CalPERS Contribution	Accident Insurance	Boot Allowance **	Monthly Total
		Gold Plan	Decline Option *						
Employees									
General Mngaer	family	1,632.00	-	137.7	21.18	2155.44	1.15	-	4,085.17
Administrative Assistant	empl + 1	1,256.64	-	75.28	21.18	1228.35	1.15	-	2,657.88
Accountant/Controller	single	0.00	200.00	36.02	21.18	1,652.99	1.15	-	1,947.36
Senior Accounts Rep	empl + 1	1,256.64	-	75.28	21.18	791.16	1.15	-	2,220.69
Senior Accounts Rep	family	1,632.00	-	137.7	21.18	791.16	1.15	-	2,720.89
Assist. to Field Operations	empl + 1	1,256.64	-	36.02	21.18	158.23	1.15	-	1,509.24
Wastewater Lead Operator	single	0.00	200.00	36.02	21.18	1,268.17	1.15	16.67	1,579.21
Water Lead Operator	family	1,632.00	-	137.7	21.18	1268.17	1.15	16.67	3,214.57
Operator II	single	628.32	-	36.02	21.18	917.41	1.15	16.67	1,656.77
Operator I	family	1,632.32	-	137.7	21.18	753.87	1.15	16.67	2,700.59
Utility Worker	single	628.32	-	36.02	21.18	653.45	1.15	16.67	1,392.81
Utility Worker	single	628.32	-	36.02	21.18	621.9	1.15	16.67	1,361.26
		\$12,183.20	\$400.00	\$917.48	\$254.16	\$12,260.30	\$13.80	\$100.02	\$27,046.44
Directors									
Director	empl + 1	1256.64	-	-	-	-	-	-	1,256.64
Director	empl + 1	1256.64	-	-	-	-	-	-	1,256.64
Director	empl + 1	1256.64	-	-	-	-	-	-	1,256.64
Director	single	628.32	-	-	-	-	-	-	628.32
Director	empl + 1	1256.64	-	-	-	-	-	-	1,256.64
		5,654.88	-	-	-	-	-	-	5,654.88
Retirees									
Retiree (Gold Plan 2013)	retiree + 1	965.94	-	-	-	-	-	-	965.94
Retiree	retiree	628.32	-	-	-	-	-	-	628.32
		\$1,594.26	-	-	-	-	-	-	\$1,594.26
Totals:		\$19,432.34	\$400.00	\$917.48	\$254.16	\$12,260.30	\$13.80	\$100.02	\$34,295.58

Notes: * Decline Option allows employee to receive \$200/month in lieu of District provided health coverage

** District provides \$200/year for purchase of steel-toed boots; 5 pair of pants and 5 T-shirts annually; jacket, coveralls, rain gear and rain boots as needed

Employee Benefits Paid by Employer

Employer	Medical				Retirement		
	Health	Dental	Vision	Medical Cafeteria Plan	Social Security	CalPERS Retirement	Portion of Employee's CalPERS Contribution paid by Employer
Hidden Valley Lake CSD	100% emp & fam	100% emp & fam	100% emp & fam	no	no	2.5 % @ 55	0%
Clearlake Oaks CWD	100% emp; 75% fam	100% emp & fam	100% emp & fam	no	no	2.5% @ 55	100%
City of Calistoga	90% emp & fam	90% emp & fam	no	no	yes	2.5% @ 55	0%
City of Healdsburg	90% emp & fam	100% emp & fam	100% emp & fam	no	no	2.5% @ 55	0%
City of Lakeport	76% emp & fam	100% emp & fam	100% emp & fam	no	no	2.5% @ 55	0%
City of Napa	85% emp & fam	85% emp & fam	no	no	no	2.7% @ 55	?
City of Santa Rosa	87.5% emp & fam	100% emp & fam	100% emp & fam	no	no	2.5% @ 55	0%
Lake County	-	-	-	\$800/month	yes	2% @ 55	100%
North Marin Water District	85% emp & fam + \$137/month	100% emp & fam	100% emp & fam	\$319/month	yes	2.7% @ 55	80%
Town of Windsor	95% emp & fam	100% emp & fam	100% emp & fam	no	no	2.5% @ 55	50%

Employee Benefits Paid by Employer - Continued

Employer	Insurance Coverage		Other	
	Long Term Disability	Accident	Paid Holidays	Miscellaneous
Hidden Valley Lake CSD	no	\$50,000	10.5 holidays + 2 floating	-
Clearlake Oaks CWD	no	no	12 holidays + ? floating	-
City of Callistoga	yes	?	12 holidays + 0 floating	-
City of Healdsburg	yes	\$75,000	12 holidays + 0 floating	Longevity pay
City of Lakeport	yes	one year's salary	13 holidays + 0 floating	-
City of Napa	no	\$50,000	8 holidays + 2 floating	\$50/month 401K Contribution
City of Santa Rosa	yes	\$20,000	12 holidays + 2 floating	-
Lake County	no	no	12 holidays + 2 floating	-
North Marin Water District	yes	one year's salary	11 holidays + 4 floating	Longevity pay
Town of Windsor	yes	\$100,000	11 holidays + 10 hours floating	\$400 toward annual gym membership

HVLA Lake Monitoring Report

September 02, 2013: (#12 for 2013)

Monitor: D'Agostini

Special thanks to Lake Committee member George Powell for his help in providing On-The-Water monitoring assistance, on the morning of August 27th.



Saturday Morning , August 10th , 2013

The following observations are intended as a **SNAPSHOT** of conditions on and around our Lake.

9.02.13 Observation Summary

- The big news at the moment is that our Lake's water clarity has increased to a depth of **20.5'**. This is a 7.5' increase since the week of our July 4th heat wave.
- The temperature of the top layer of our Lake's water continues to cool down and now stands at an average surface temperature of **79.0°**. As of August 27th, I recorded the following:

Average Surface Temp: 79.0° Water Clarity: 20.5' Lake Level: -34"

- The Algae growing along the surface has increased since my last observations. Although patches of Algae can be seen starting at the Marina and extending south along the shoreline, most of this is heavily concentrated east of Big Beach. As you can see below, Algae now extends outward by 8' to 10':



Maintenance Requests by Location:

9.02.13

Big Beach:

- Two old metal trash cans, with bars coming out of the sides, are resting on the Lake's bottom; about 30' away on the northwest and northeast sides of the fishing pier. They may have been put in place years ago to help our fish habitat.

Marina: Marina Courtesy Pier: (Safety concern)

- A white sand bag is sitting under a couple of feet of water next to the Courtesy Pier.
- **Marina Launch Ramp (Below Water Line): Needs to be cleaned regularly. There is a buildup of algae and sediment making the surface very slick.**



The bushes along the approach to the Marina's New Rental Pier need to be cut.

North Shore Park:

- **Dog Waste Bags:** More are needed in the waste bag dispenser.
- **Dead Digger Pine:** There's a dead pine tree near the top of the park's path.

Pond below the Dam: There is a full Trash Can on the north side of the Pond.

SolarBees: All 4 have dirty floats.

SolarBees

SolarBee 'A' (North Cove):	Center Impeller Rotation Speed = 60 RPM's
SolarBee 'B' (Off Marina Cove):	Center Impeller Rotation Speed = 54 RPM's *
SolarBee 'C' (Big Beach/South Cove):	Center Impeller Rotation Speed = 67 RPM's *
SolarBee 'D' (Near Dam):	Center Impeller Rotation Speed = 60 RPM's

* SolarBees B & C were found only spinning half way (180 degrees) before reversing back again.

The center Impeller's Rotational Speed should operate between **55** and **85 RPM** in clear skies and good sunlight. The Flag Indicator on the Impeller Shaft should also spin in a clockwise direction. (SB10000HW v18 SolarBee Owner's Manual)

Lake Water Observations

Average Surface Temp: 79.0° Water Clarity: 20.5' Lake Level: -34"

8.27.13 Weather Conditions @ 9:30 am:

Air Temp. : 67° Humidity: 52% Winds: E @ 3 mph
 WX: Clear Lake Surface: Very Smooth

Moon Phase: Third Quarter (August 28th to September 4th)

Water Temperatures

	<u>Surface</u>	<u>- 5'</u>	<u>- 10'</u>	<u>- 15'</u>	<u>- 20'</u>	<u>- 25'</u>	<u>- 30'</u>	<u>- 35'</u>	<u>- 40'</u>	<u>- 45'</u>	<u>- 50'</u>
Big Beach	79.2°	78.5°	78.4°	78.2°							
Dam (Off 50 Yards) <i>(Near SolarBee D)</i>	78.6°	78.3°	78.2°	78.0°	72.7°	58.7°	52.0°	49.7°	49.4°	49.2°	49.1°
Lake Center (Silvey)	78.6°	78.2°	78.2°	78.1°	72.7°	58.7°	52.4°	49.8°	49.5°	49.3°	49.1°
Little Beach	79.5°										
Marine View Creek	79.3°	78.6°	78.4°	78.2°	72.6°	58.4°	53.0°				
North Shore Point	78.3°	78.2°	78.1°	78.1°	72.4°	59.2°	52.2°	49.7°			
SE Shoreline (Tintorri)	79.2°	78.5°	78.3°	78.2°	72.5°	58.6°	52.7°				

Average Surface Temp: 79.0°

	<u>The Maximum Temp at - 5':</u>		<u>The Minimum Temp at - 30':</u>		<u>Water Clarity Depth:</u>
08/27/13	78.6°	- 3.7°	52.0°	+1.5°	20.5' +4.3'
07/25/13	82.3°	+2.3°	50.5°	0.0°	16.5' +0.3'
07/17/13	80.0°	- 3.5°	50.5°	+0.4°	16.2' +3.2'
07/03/13	83.5°	+8.7°	50.1°	- 0.1°	13.0' - 3.0'
06/26/13	74.8°	+0.5°	50.2°	+0.3°	16.0' +1.0'
06/19/13	74.3°	- 1.7°	49.9°	+0.6°	15.0' +1.0'

Lake Water Clarity [Seechi Disc] Measurements

08/27/13

<u>Overall Water Clarity:</u> (6 Locations)	20.5'
Big Beach	21.0'
Dam (Off 50 Yards) (Near SolarBee D)	21.0'
Lake Center (Silvey)	21.0'
Marine View Creek	20.0'
North Shore Point	20.0'
SE Shoreline (Tintorri)	20.0'

Creek & Stream Inflows

Coyote Creek:	Dry
Little Beach (Perennial):	Flowing Slightly
Marine View Creek:	Dry
Marina Cove (Perennial):	Flowing
North Cove Channel:	Flowing

Spillway: Lake Water Level on 8.27.13: (Approximately -34" below Full Pool)

- The Lake Level fell below Full Pool on 04.18.13.
- The Lake Level rose to Full Pool on 11.30.12.
- The approximate water level is measured at the west shore marker pier and within the Coyote Creek Cove when possible.
- All Safety Buoys at Spillway are floating in place.

The Pond below the Dam

<u>Water Temperatures:</u>	<u>Surface</u>	<u>- 5'</u>	<u>- 10'</u>	<u>- 15'</u>	<u>- 20'</u>	<u>- 25'</u>
08/23/13	79.9°	75.4°	73.8°	68.5°	58.8°	56.9°
07/18/13	80.2°	76.2°	70.8°	64.3°	57.7°	55.5°
07/03/13	86.7°	77.0°	69.8°	63.8°	57.0°	55.1°
06/18/13	74.8°	72.8°	70.3°	62.7°	56.1°	54.6°

Water Clarity [Seechi Disc] Measurements: 08/23/13
6.0'

Recreational Water Sampling

California Water Quality Testing (Title 22) and Recreational Water Safety (Bacti) Sampling:

- CSD will now conduct Title 22 water Sampling and Testing on a three year cycle at three locations: At Marina; off Marine View Runoff Channel; and in Mouth of Coyote Creek. The next scheduled Title 22 Sampling will occur in 2013.
- CSD began conducting their weekly Bacti water sampling at Little Beach and Big Beach, for this summer, during the middle of May.

Algae & Aquatic Weeds: Current Status & Trends

As a result of our Lake's water level dropping 24" since our Aquatic Weed treatments were applied back in June, a few patches of mostly brown American Pondweed can now be seen appearing at the surface. Since a lot of what's being seen never fully broke down after the treatments were applied, our Lake's lower water levels are now exposing weeds in the following locations:

Levy Cove: (This area lies outside of our established Aquatic Weed treatment zones.)

- There are a couple of patches of American Pondweed that have appeared near the eastern and western edges of Levy Cove. This section is very shallow and currently contains around 3' to 5' of water. Even though this area is part of our untreated fish habitat zone, these weeds still turned brown after the Lake's treatments were applied.

Marina Cove:

- A small patch of American Pondweed has appeared on the south end of the Cove.

North Cove:

- Due to the average depth of water in this area, which is around 2' to 3' deep, we are starting to see some patches of American Pondweed reach the surface just to the east of Little Beach.

Southeast Shoreline / Flats:

- There is currently a section between SolarBee C and the South Cove where a long strip of American Pondweed has reached the surface. This is an area where the depths are around 4' to 6' and approximately 30 yards off shore.

Algae formation on the South & Southeast Shorelines:

- The Algae forming along the shoreline has increased since my last observations. Although patches of Algae can be seen starting at the Marina and extending south along the shoreline, most of this is heavily concentrated east of Big Beach. Algae now extend outward by 8' to 10' within the Big Beach Cove. Patches can also be seen to the west of Big Beach.

I will share my observations, regarding any of the items I just mentioned, with our Aquatic Weed treatment company Clean Lakes, Inc. in an effort to obtain their advise on possibly spot treating our Lake during the month of September.

Non-Native weed treatments

Planned Spray (non-Fish Habitat) Areas (North Shore Point north to Little Beach to North Cove; south along NE shoreline to Marina; Marina Cove west along SE shoreline to point at South Cove; and at Big Beach):

- The 1st Aquatic Weed treatment of 2013 occurred on June 12th.

Eurasian Water Milfoil:

- A few small plants can be seen along the shoreline against the North Shore Park pier.

Primrose: We don't treat the Lake for this Aquatic Weed.

- At present, Primrose can be seen growing in many locations around the shoreline. This weed grows at the shoreline in patches and currently extends outward by about 5 to 20 feet.

Tules, Cattail, and possibly Bulrush, or Reed Grass: Tall green shoots are seen around our shoreline, especially with the Cattails growing in the Coyote Creek Cove.

Water Lilies: As the water continues to recede within the Coyote Creek Cove, this Aquatic weed has mainly died back for the year.

Observations by Location

9.02.13 Update

Lake Surface (103 Acres):

Water Clarity, when measured over 6 locations, is currently at a depth of **20.5'**.

Marina conditions: Offshore

- A white sand bag is sitting under a couple of feet of water next to the Courtesy Pier.
- Some American Pondweed is starting to reach the surface in the shallowest areas where there is only a couple of feet of water; just to the south of the Launch Ramp.
- Large dark green patches of Algae have formed next to the Old Rental Pier.

Marina Parking Lot: Clean

Marina Park area: Clean

Marina's New Rental Pier: Clean

- The bushes along approach to the New Marina Rental Pier need to be cut.

Marina's Old Rental Pier: Clean.

Marina Courtesy Pier: Clean & Secure

Marina Launch Ramp: Clean above the water.
Below the water, the ramp's surface is very slick with Algae.

Marine View Creek (annual): *Dry*
Offshore Conditions: Very Clean

North Cove: Run-Off Channel: *Flowing*
Offshore Conditions:

- This area has now become very shallow with depths averaging around 2 to 3 feet.
- Within these shallow waters, there are some patches of American Pondweed that have now reached the surface.
- The condition of this Pondweed is mostly brown and slow growing.

Little Beach: Perennial Creek: *Flowing (Slightly)*

- People present: None @ 12:00pm on 8.27.13
- Children's Swim Ropes (Lane Lines) remain clean and in place for restricted swimming.
 - The water within this swim area has now dropped to the point where there's now only about half of what was there back in May.
- 3 outer "Swim Area" warning Buoys remain in place.
- A former Big Beach "Swim Area" warning Buoy has now been added in with the original two.
- Our new Beach sand is currently clean and smooth.
- **Water Conditions: Clear**

North Shore Park: People present: None @ 10:00am on 8.27.13

- The sand on the beach is clean and free of trash. **(The shoreline has eroded and needs to be refurbished.)**
- **Dog Waste Bags: These need to be restocked.**
- **Dead Digger Pine: There's a dead pine tree next to the top of the park's path.**

Offshore Conditions:

- A few remnants of Pondweed were seen out beyond North Shore Park's beach.
- A few Eurasian Water Milfoil plants remain next to the Pier's entrance.

North Shore Park Fishing Pier: Clean and Secure.

- People present: None @ 10:00am on 8.27.13

Coyote Creek: *Dry*

- The Coyote Creek Cove filled with water on 11.29.12 as the Lake approached Full Pool.
- The top of the NE-side silt berm buildup has been above water since just before Memorial Day.
- The remaining water to the left (southwest side) has now dropped below the creek's channel.
- Some Primrose is growing around the edges of Coyote Creek Cove.
- Cattails along the NE side of the channel have fast growing green shoots.

Dam / Spillway: No Squirrels were seen on the Dam on 8.27.13.

Western Littoral / Levy Cove: *(This area falls outside our Lake's Aquatic Weed treatment zone.)*

Offshore Conditions:

- The cove happens to be fairly clear of Aquatic Weeds. However, there are a few sizeable patches of American Pondweed along the Cove's outer edges in areas containing about 3 feet of water.
- The condition of this Pondweed is mostly brown and slow growing.

Big Beach:

- People present: none @ 12:00pm on 8.27.13
- 4 outer "Swim Area" warning Buoys remain in place.
- Our new Beach sand is currently clean and has been recently raked.

Big Beach Diving Platforms: Clean on the morning of 9.02.13.

Big Beach Cove Fishing Pier: Clean.

- **Two old metal trash cans, with bars coming out of the sides, are resting on the Lake's bottom; about 30' away on the northwest and northeast sides of the fishing pier. They may have been put in place years ago to help our fish habitat.**

Offshore Conditions:

- **There's an increase in Algae that's currently forming along the Cove's shoreline and extending outward by about 8' to 10'. A few remnants of Pondweed can also be seen growing.**

Big Beach Park:

- Clean

South Cove:

Offshore Conditions:

- **There's an increase in Algae that's currently forming along the Cove's shoreline, extending in patches from the Marina to the South Cove.**
- **A few sizeable & long patches of Pondweed can also be seen just to the south of SolarBee C. This Pondweed is mostly brown in appearance and has reached the surface now that our Lake has dropped 24" since our Aquatic treatments were applied on June 12th.**

Marina Cove: Main Perennial Creek: *Flowing*

Offshore Conditions: Mostly Clean with a small section of Pondweed on the south end.

Lake Birds: 8.27.13

**68 Canadian Geese
8 Mallard Ducks
1 Western Grebe**

http://www.allaboutbirds.org/guide/Western_Grebe/id

Lake Fish: Visual Sightings: [Small = <12"; Medium = 12" to 24"; Large = >24"]

Small Fish: Numerous small schools were seen around the Lake on 8.27.13.

Medium Fish: Numerous seen on 8.27.13.

Our next Lake Committee meeting: Wednesday, September 4th @ 6:30 p.m. in HVLA's Activity Center.

Sincerely,

Steve D'Agostini

dagostini18367@att.net

707-987-8747

2013 Lake Committee Member

The Press Democrat

Water dispute bubbling in Central California wine region

By ASSOCIATED PRESS on September 2, 2013, 12:23 PM

PASO ROBLES — Wine connoisseurs may be enjoying the latest Zinfandel or Syrah from the Paso Robles region, but residents are complaining the growing number of vineyards is straining the local water supply.

A dispute has been bubbling lately between residents and winemakers over the use of an ancient aquifer that covers nearly 800 square miles and is large enough to support annual demand.

However, the wine grape acreage has more than tripled in the past 15 years and some residents say the basin water is flowing freely into the vineyards. The water level has sunk 70 feet or more since 1997 in some parts due to persistent drought and agricultural and urban growth.

More than two-thirds of basin water usage is for farming, most of which are vineyards. California and Texas are the only two states that allow landowners unlimited access to groundwater.

"There's too many doctors and lawyers moving in here and putting in their Chateau Cashflow," Zan Overturf, owner of a Paso Robles plant nursery, told the Los Angeles Times (<http://lat.ms/14bVBPA>).

Denise Smith, a retired teacher, is among dozens of homeowners whose wells have run dry. She's unable to afford a deeper well, which costs about \$30,000, so she resorts to eating meals on paper plates and taking showers that last 45 seconds.

"We used to think we were so lucky to live here," said Jan Seals, 60, a Bay Area transplant whose well water dropped 70 feet in the decade she and her husband have lived outside Paso Robles. "Now we've got two choices: drill another well or put our house on the market. But I wouldn't buy our house given the situation with the basin."

Wine growers are backing a proposal to form a water district and acquire supplemental water from the California State Water Project.

"I feel vilified. We're trying to solve the problem," said Jerry Reaugh, a grape grower leading an alliance to create a water district. "We're the only people who showed up at the table that have positive solutions. The other solutions are: 'You've got to stop, you've got to stop, you've got to stop.'"

County supervisors voted Tuesday to cap the current level of pumping from the basin, a strategy that would help buy time until a long-term solution can be found.

The dispute may end up in a court with a judge appointing a person to determine how to share an aquifer. That result has happened 22 times in California, including cases in the Santa Maria Valley and Monterey County.

PASO ROBLES — Wine connoisseurs may be enjoying the latest Zinfandel or Syrah from the Paso Robles region, but residents are complaining the growing number of vineyards is straining the local water supply.

A dispute has been bubbling lately between residents and winemakers over the use of an ancient aquifer that covers nearly 800 square miles and is large enough to support annual demand.

However, the wine grape acreage has more than tripled in the past 15 years and some residents say the basin water is flowing freely into the vineyards. The water level has sunk 70 feet or more since 1997 in some parts due to persistent drought and agricultural and urban growth.

More than two-thirds of basin water usage is for farming, most of which are vineyards. California and Texas are the only two states that allow landowners unlimited access to groundwater.

"There's too many doctors and lawyers moving in here and putting in their Chateau Cashflow," Zan Overturf, owner of a Paso Robles plant nursery, told the Los Angeles Times (<http://lat.ms/14bVBPA>).

Denise Smith, a retired teacher, is among dozens of homeowners whose wells have run dry. She's unable to afford a deeper well, which costs about \$30,000, so she resorts to eating meals on paper plates and taking showers that last 45 seconds.

"We used to think we were so lucky to live here," said Jan Seals, 60, a Bay Area transplant whose well water dropped 70 feet in the decade she and her husband have lived outside Paso Robles. "Now we've got two choices: drill another well or put our house on the market. But I wouldn't buy our house given the situation with the basin."

Wine growers are backing a proposal to form a water district and acquire supplemental water from the California State Water Project.

"I feel vilified. We're trying to solve the problem," said Jerry Reaugh, a grape grower leading an alliance to create a water district. "We're the only people who showed up at the table that have positive solutions. The other solutions are: 'You've got to stop, you've got to stop, you've got to stop.'"

County supervisors voted Tuesday to cap the current level of pumping from the basin, a strategy that would help buy time until a long-term solution can be found.

The dispute may end up in a court with a judge appointing a person to determine how to share an aquifer. That result has happened 22 times in California, including cases in the Santa Maria Valley and Monterey County.

The Press Democrat

North Coast beer boom brings water issues

By SEAN SCULLY THE PRESS DEMOCRAT on September 2, 2013, 2:41 PM

As it happens, the most significant product to come out of a brewery is not beer - it's the stuff that's left over after the beer is bottled and sent to the store.

Making beer is a water-intensive business. For every gallon of beer produced, the brewery uses many gallons of water, usually in the range of 6- or 8-to-1. Some of that water winds up in bottles, cans and kegs; some of it is lost to steam and other parts of the process. What remains - more than half of the water that comes in at the start of the process - needs to go back out in the form of wastewater.

And that's where the headaches begin.

"From an operational standpoint, it, along with a handful of other pieces of equipment, is the first thing I check in the morning," said Vinnie Cilurzo, brewmaster at Russian River Brewing in Santa Rosa, of his underground waste treatment system, which cost about \$100,000. "If your wastewater is not operable, your brewery is not operational."

In Petaluma, Lagunitas spends more than \$1 million per year to ship its wastewater to Oakland for treatment at the East Bay Municipal Utility District plant since the Petaluma plant can't handle the volume and strength of waste it produces. Owner Tony Magee is considering building his own water treatment plant at a cost of up to \$8 million. That would spare him the cost of sending eight to 10 tanker trucks to Oakland every day.

Mendocino Brewing Company, meanwhile, invested \$1.5 million in its own treatment plant 20 years ago and has upgraded it several times since, enabling it to remove almost all traces of the brewing process from its wastewater, yet it still spends about \$1,000 per month to dispose of the treated water through the sewers of the city of Ukiah, Master Brewer Don Tubbs said.

And the newly-established Petaluma Hills Brewing Company is planning an elaborate on-site water storage system to avoid having to hook up to the city sewers at all, at a hook-up fee that could add a quarter of a million dollars to its \$500,000 start-up costs.

"In terms of pre-production costs, that would be ridiculous," owner J.J. Jay said. "That would be a killer for me."

Why is wastewater such a huge issue?

It mostly has to do with what's left over after brewing the beer: sugar, yeast and proteins. None of it is toxic, but in high concentrations, it can play havoc with the microbes used by sewage treatment plants to break down organic waste.

"It's not metals, it's not chemicals and toxins and stuff," Magee said. "It's just food. Lots and lots of bug food."

Pouring too much of the stuff into the waste stream can wind up overfeeding the bacteria, causing them to suck all the oxygen out of the water and killing the microbes.

Allowing it to get into rivers and streams instead can cause algae blooms that kill fish and native plants.

The ability of sewage treatments plant to treat this nutrient-rich waste varies widely, particularly in smaller towns and cities which might not have elaborate facilities like the East Bay MUD plant in Oakland, which was built specifically to handle waste from food-service businesses.

Santa Rosa's plant, which serves Sebastopol, Rohnert Park and Cotati, has plenty of capacity for high-strength waste, Director of Utilities David Guhin said. That means the monthly cost of discharging waste is less than other plants where capacity is tight, though the exact charge depends on the volume and strength of the waste a brewery sends out.

But paying for that treatment capacity means high up-front costs for businesses when they first hook into the system. The hook-up fee is \$2,686 for every 1,000 extra gallons a business will send to the plant on a peak day, a charge that can quickly run into the five and six figures for water-intensive businesses such as breweries.

Petaluma finds itself in a more difficult situation. The new \$120 million Ellis Creek Water Recycling Facility, which opened in 2009, was not designed with the needs of heavy industrial users in mind and it was particularly unsuited to meet the demands of the explosive growth of Lagunitas, which has nearly tripled its capacity since 2011.

“Some industrial generators, such as breweries, can generate high-strength industrial waste that is 100 times the concentration of your typical municipal waste water generator ... When you dump waste that is 100 times the strength of a home or restaurant, you can eat up (your reserve capacity) real fast,” said Dan St. John, director of public works and utilities, in an interview earlier this year.

The plant is already scheduled for a \$4.5 million upgrade and the consultants overseeing the work are also studying whether to build a system to use the high strength waste from the city's breweries, poultry producers and dairy operations to generate electricity. That would convert what is now a liability for the city into a cash-generating commodity.

It would also help meet the City Council's goal of making Petaluma a center of food and beverage production.

“We don't want wastewater treatment to stand in the way of attracting the kinds of businesses our council and our county have determined they want to attract,” St. John said.

A few breweries don't have to worry about municipal sewage treatment plants at all, but that does not mean wastewater is not an important consideration.

The newly-opened Carneros Brewing Company, in the rolling Wine Country between Napa and Sonoma, has a small aeration pond, in effect a mini-sewage treatment plant where bacteria break down the waste, brewmaster Jesus Ceja said. The treated water can then be used to irrigate the vines at the family's adjacent Ceja Vineyards.

Anderson Valley Brewing in Boonville is so remote that there is no sewer system to hook up to in the first place. Brewery waste is too strong to handle in a traditional septic tank, brewmaster Fal Allen

said, so the brewery has built an elaborate series of aeration ponds, a much larger version of the Carneros Brewing system.

The wastewater is cycled through three large ponds and churned continuously by a series of pumps that ensure that the bacteria has enough oxygen to break down the organic waste. After several days, the water is safe to spread on the grass and landscaping on the 28 acres around the brewery.

It's not clear how much the brewery spends on the system, Allen said, but it does not come cheap. Each of the aeration pumps, for example, costs about \$5,000 and there are 12 in the ponds: 10 owned by the brewery and two borrowed from elsewhere.

And the system is not free of regulatory complications either. The brewery has to test the treated waste and file regular reports with state and federal officials. The brewery is also forbidden to use the water for irrigation near the banks of the river that runs along the edge of the property.

The care with which wastewater is handled these days is a dramatic change from when the craft brewing movement first exploded in the 1980s and '90s, brewers say.

Allen said when he started as a brewer in the 1980s in the Pacific Northwest, cities didn't understand the implications of brewery wastewater and were much less restrictive.

But as the industry grew, and giants such as Lagunitas emerged, utilities and water regulators began to take notice.

"You can't just open up a brewery and start dumping waste down the drain without it having an impact," Allen said.

And access to wastewater treatment can be as important as other factors such as roads and power when brewers decide where to open or expand. Bear Republic Brewing decided to move the bulk of its production from the original Healdsburg brewpub to a new plant in Cloverdale in part because that city has plentiful capacity for the resulting waste.

Brewmaster Richard Norgrove Jr. said that, as a result, the main constraint on his growth is the city's water supply on the front end, not its ability to treat waste on the back end.

Many brewers said the intensive focus on how to deal with wastewater came as an unpleasant surprise when they got into the beer-making business.

"I didn't get into this to be a wastewater expert," Norgrove said. "But I honestly tell you that after the 20-plus years of my career, I could lecture on sewers ... and that's not what I got into it to do."

You can reach Staff Writer Sean Scully at 521-5313 or sean.scully@pressdemocrat.com.

As it happens, the most significant product to come out of a brewery is not beer - it's the stuff that's left over after the beer is bottled and sent to the store.

Making beer is a water-intensive business. For every gallon of beer produced, the brewery uses many gallons of water, usually in the range of 6- or 8-to-1. Some of that water winds up in bottles, cans and kegs; some of it is lost to steam and other parts of the process. What remains - more than half of the water that comes in at the start of the process - needs to go back out in the form of wastewater.

And that's where the headaches begin.

"From an operational standpoint, it, along with a handful of other pieces of equipment, is the first thing I check in the morning," said Vinnie Cilurzo, brewmaster at Russian River Brewing in Santa Rosa, of his underground waste treatment system, which cost about \$100,000. "If your wastewater is not operable, your brewery is not operational."

In Petaluma, Lagunitas spends more than \$1 million per year to ship its wastewater to Oakland for treatment at the East Bay Municipal Utility District plant since the Petaluma plant can't handle the volume and strength of waste it produces. Owner Tony Magee is considering building his own water treatment plant at a cost of up to \$8 million. That would spare him the cost of sending eight to 10 tanker trucks to Oakland every day.

Mendocino Brewing Company, meanwhile, invested \$1.5 million in its own treatment plant 20 years ago and has upgraded it several times since, enabling it to remove almost all traces of the brewing process from its wastewater, yet it still spends about \$1,000 per month to dispose of the treated water through the sewers of the city of Ukiah, Master Brewer Don Tubbs said.

And the newly-established Petaluma Hills Brewing Company is planning an elaborate on-site water storage system to avoid having to hook up to the city sewers at all, at a hook-up fee that could add a quarter of a million dollars to its \$500,000 start-up costs.

"In terms of pre-production costs, that would be ridiculous," owner J.J. Jay said. "That would be a killer for me."

Why is wastewater such a huge issue?

It mostly has to do with what's left over after brewing the beer: sugar, yeast and proteins. None of it is toxic, but in high concentrations, it can play havoc with the microbes used by sewage treatment plants to break down organic waste.

"It's not metals, it's not chemicals and toxins and stuff," Magee said. "It's just food. Lots and lots of bug food."

Pouring too much of the stuff into the waste stream can wind up overfeeding the bacteria, causing them to suck all the oxygen out of the water and killing the microbes.

Allowing it to get into rivers and streams instead can cause algae blooms that kill fish and native plants.

The ability of sewage treatments plant to treat this nutrient-rich waste varies widely, particularly in smaller towns and cities which might not have elaborate facilities like the East Bay MUD plant in Oakland, which was built specifically to handle waste from food-service businesses.

Santa Rosa's plant, which serves Sebastopol, Rohnert Park and Cotati, has plenty of capacity for high-strength waste, Director of Utilities David Guhin said. That means the monthly cost of discharging waste is less than other plants where capacity is tight, though the exact charge depends on the volume and strength of the waste a brewery sends out.

But paying for that treatment capacity means high up-front costs for businesses when they first hook into the system. The hook-up fee is \$2,686 for every 1,000 extra gallons a business will send to the

plant on a peak day, a charge that can quickly run into the five and six figures for water-intensive businesses such as breweries.

Petaluma finds itself in a more difficult situation. The new \$120 million Ellis Creek Water Recycling Facility, which opened in 2009, was not designed with the needs of heavy industrial users in mind and it was particularly unsuited to meet the demands of the explosive growth of Lagunitas, which has nearly tripled its capacity since 2011.

“Some industrial generators, such as breweries, can generate high-strength industrial waste that is 100 times the concentration of your typical municipal waste water generator ... When you dump waste that is 100 times the strength of a home or restaurant, you can eat up (your reserve capacity) real fast,” said Dan St. John, director of public works and utilities, in an interview earlier this year.

The plant is already scheduled for a \$4.5 million upgrade and the consultants overseeing the work are also studying whether to build a system to use the high strength waste from the city's breweries, poultry producers and dairy operations to generate electricity. That would convert what is now a liability for the city into a cash-generating commodity.

It would also help meet the City Council's goal of making Petaluma a center of food and beverage production.

“We don't want wastewater treatment to stand in the way of attracting the kinds of businesses our council and our county have determined they want to attract,” St. John said.

A few breweries don't have to worry about municipal sewage treatment plants at all, but that does not mean wastewater is not an important consideration.

The newly-opened Carneros Brewing Company, in the rolling Wine Country between Napa and Sonoma, has a small aeration pond, in effect a mini-sewage treatment plant where bacteria break down the waste, brewmaster Jesus Ceja said. The treated water can then be used to irrigate the vines at the family's adjacent Ceja Vineyards.

Anderson Valley Brewing in Boonville is so remote that there is no sewer system to hook up to in the first place. Brewery waste is too strong to handle in a traditional septic tank, brewmaster Fal Allen said, so the brewery has built an elaborate series of aeration ponds, a much larger version of the Carneros Brewing system.

The wastewater is cycled through three large ponds and churned continuously by a series of pumps that ensure that the bacteria has enough oxygen to break down the organic waste. After several days, the water is safe to spread on the grass and landscaping on the 28 acres around the brewery.

It's not clear how much the brewery spends on the system, Allen said, but it does not come cheap. Each of the aeration pumps, for example, costs about \$5,000 and there are 12 in the ponds: 10 owned by the brewery and two borrowed from elsewhere.

And the system is not free of regulatory complications either. The brewery has to test the treated waste and file regular reports with state and federal officials. The brewery is also forbidden to use the water for irrigation near the banks of the river that runs along the edge of the property.

The care with which wastewater is handled these days is a dramatic change from when the craft brewing movement first exploded in the 1980s and '90s, brewers say.

Allen said when he started as a brewer in the 1980s in the Pacific Northwest, cities didn't understand the implications of brewery wastewater and were much less restrictive.

But as the industry grew, and giants such as Lagunitas emerged, utilities and water regulators began to take notice.

“You can't just open up a brewery and start dumping waste down the drain without it having an impact,” Allen said.

And access to wastewater treatment can be as important as other factors such as roads and power when brewers decide where to open or expand. Bear Republic Brewing decided to move the bulk of its production from the original Healdsburg brewpub to a new plant in Cloverdale in part because that city has plentiful capacity for the resulting waste.

Brewmaster Richard Norgrove Jr. said that, as a result, the main constraint on his growth is the city's water supply on the front end, not its ability to treat waste on the back end.

Many brewers said the intensive focus on how to deal with wastewater came as an unpleasant surprise when they got into the beer-making business.

“I didn't get into this to be a wastewater expert,” Norgrove said. “But I honestly tell you that after the 20-plus years of my career, I could lecture on sewers ... and that's not what I got into it to do.”

You can reach Staff Writer Sean Scully at 521-5313 or sean.scully@pressdemocrat.com.

The Press Democrat

Officials celebrate completion of Napa-Sonoma Salt Marsh pipeline

By SEAN SCULLY THE PRESS DEMOCRAT on August 30, 2013, 2:46 PM

Local, state and federal officials gathered Friday to mark the completion of a \$10 million project to pipe recycled water from the nearby Sonoma Valley sewage treatment plant to help the restoration of a former salt production plant between Sonoma and Napa.

“Without this pipeline, I'm not sure the department would ever have been able to restore this, or it would have taken decades to do,” said Greg Martinelli, wildlife program manager for the state Department of Fish and Wildlife, which owns the site, now known as the Napa-Sonoma Salt Marsh.

Completion of the pipeline opens the way for a \$15 million project by the U.S. Army Corps of Engineers to restore several ponds at the former plant, including one that was used to dispose of the highly concentrated by-product from salt production, known as bittern.

The recycled water will be used to dilute the bittern to a level that can be discharged safely into the San Pablo Bay, a project that will eight to 10 years. The bay-side ponds will provide tidal habitat for birds, fish, and other creatures.

Local, state and federal officials gathered Friday to mark the completion of a \$10 million project to pipe recycled water from the nearby Sonoma Valley sewage treatment plant to help the restoration of a former salt production plant between Sonoma and Napa.

“Without this pipeline, I'm not sure the department would ever have been able to restore this, or it would have taken decades to do,” said Greg Martinelli, wildlife program manager for the state Department of Fish and Wildlife, which owns the site, now known as the Napa-Sonoma Salt Marsh.

Completion of the pipeline opens the way for a \$15 million project by the U.S. Army Corps of Engineers to restore several ponds at the former plant, including one that was used to dispose of the highly concentrated by-product from salt production, known as bittern.

The recycled water will be used to dilute the bittern to a level that can be discharged safely into the San Pablo Bay, a project that will eight to 10 years. The bay-side ponds will provide tidal habitat for birds, fish, and other creatures.



California Proposes Nation's First Drinking Water Standard for Hexavalent Chromium

Date: 8/22/2013

Number: 13-037

Contact: Anita Gore, Heather Bourbeau (916) 440-7259

Sacramento

The California Department of Public Health (CDPH) announced today it has submitted a first-in-the-nation drinking water standard for hexavalent chromium (chromium-6) to the Office of Administrative Law (OAL). Public comment begins Friday, August 23, when the proposal is published on the OAL website.

"California is the first and only state in the nation to establish a maximum contaminant level specifically for chromium-6 in drinking water," said Dr. Ron Chapman, CDPH director and public health officer. "Establishing this new MCL underscores California's commitment to safe drinking water standards to protect the public health."

The proposed regulations set the maximum contaminant level (MCL) for chromium-6 in drinking water at 10 parts per billion (ppb) and specifically regulate the hexavalent form of chromium. This is five times less than the current total chromium standard of 50 ppb, which includes both trivalent chromium (chromium-3) and chromium-6. The federal MCL for total chromium is 100 ppb. Chromium-3 is harmless and actually a required nutrient, while chromium-6 may pose a risk of cancer when ingested.

In 2001, California adopted the first-in-the-nation law requiring a MCL for chromium-6. State law requires that a public health goal be established before a MCL may be set – and that the MCL be set as close to the public health goal as economically and technologically feasible. The public health goal was announced in July 2011.

The department has performed a series of rigorous analyses that considered, among other things: the occurrence of chromium-6 in drinking water sources statewide; the methods, feasibility and costs of detection; treatment and monitoring technology; and the relative health benefit that could be obtained at various MCL levels. The department also engaged public and private stakeholders, including public water systems and commercial laboratories. Capital investments needed along with the ongoing costs of operations and maintenance are estimated to be \$156 million annually for public water systems to comply with this new standard.

The posting of the regulations on Friday by the OAL begins the public discussion process. The proposed regulations will be available today on the [department's website](#) and will be posted tomorrow on the [OAL website](#). Written comments are encouraged and will be accepted starting Friday at noon. The department will also hold meetings to receive public comment. The final MCL will be adopted following the public review and comment process. Once final, the department will review the chromium-6 MCL at least every five years after its adoption. As technology improves, the standard may be changed.

For more information about chromium-6, please go to CDPH's website and visit the [chromium-6 page](#).

Last modified on: 8/22/2013 11:26 AM

Department of Public Health issues warnings concerning Lake

By Staff reports -- Record Bee
Updated:

record-
bee.com

LAKEPORT -- Lake County Public Health could not confirm a connection between the illness that caused a dog's death and possible toxins found in Clear Lake.

The department received final reports from testing from a dog that went swimming in the Konocti Bay area and later became ill, Dr. Karen Tait of the health department stated. Several types of tissue specimens were tested for microcystins, leptospirosis and amanita mushroom poisoning, but none of those were found to be the cause of the dog's death.

Though a connection between the dog's death and the lake could not be established, the department has found an association between an unsafe level of toxin in the water where the exposure occurred, and a clinically compatible illness consistent with cyanotoxin illness without another explanation, Tait stated.

Many, if not most species of cyanobacteria, which is commonly known as blue-green algae, do not produce toxins, Tait stated. Some produce toxins only intermittently and unpredictably. Laboratory tests are readily available only for a few cyanotoxins, which makes it difficult to establish a linkage between illness and toxins.

The department recommended that extreme care be taken when humans or pets are exposed to areas of the lake with high levels of blue-green algae.

The high level of microcystins in the area where the dog was swimming gives rise to continued concern about exposure to cyanotoxins leading to illness, Tait stated. A sample taken from the area was in a range considered unsafe for recreational use by the World Health Organization, and was the highest of any other measurement taken in Clear Lake.

Though the high level of cyanotoxin detected appears to be an isolated incident, further testing will be performed in order to find what conditions led to the high levels of toxins, the Tait stated.

Given the high levels of blue-green algae found in Clear Lake recently, the department issued a list of precautions for people who perform activities in the lake.

Avoid contact with water in areas with surface foam, scum, or a pea soup appearance, especially in areas with little current or wave action.

Avoid generating aerosols, which includes water skiing, jet skiing or other similar activities, in areas of the lake where there are signs of blue-green algae.

After swimming, towel off promptly, or shower with fresh water. Rinse pets with fresh water and towel them dry to prevent them from ingesting the blue-green algae while self cleaning.

Never drink untreated lake or other surface water. Boiling water does not guarantee that it is safe to drink. If your household water system draws water from the lake, be sure that the water is properly maintained.

If unexplained illness develops following direct exposure to the lake, a pond or stream, see a doctor or take your pet to a veterinarian promptly and make sure to mention the exposure.

For more information visit

www.cdph.ca.gov/healthinfo/environhealth/water/pages/bluegreenalgae.aspx

The Press Democrat

PD Editorial: Keeping the Klamath safe for salmon

on August 26, 2013, 6:00 AM

A federal agency, under pressure to supply water to irrigators, diverts a North Coast river, creating a killing field for tens of thousands of chinook salmon and other fish.

Sound familiar?

It's the Cliff's Notes version of events 11 years ago on the Klamath River — an unnatural disaster with disastrous consequences for coastal communities and Indian tribes that rely on salmon fisheries for their livelihoods.

This isn't just an exercise in “remember when.” A favorable court ruling should protect this year's salmon run, but its a temporary fix for a problem that needs a long-term solution

In Oregon, a task force representing farmers, Indian tribes, conservation groups and utilities is trying — struggling may be more accurate — to craft a water-sharing plan for the upper Klamath River. In California, a federal agency's attempt to prevent another fish kill on the lower Klamath prompted a lawsuit.

Concerned about low flows and rising water temperatures, the U.S. Bureau of Reclamation made plans to release at least 62,000 acre-feet of cold water from Trinity Dam between mid-August and mid-September.

The Westlands Water District and the San Luis & Delta Mendota Water Authority sued, contending that the water should go to San Joaquin Valley farmers whose irrigation supplies have been reduced due to drought conditions. Instead of releasing water into the Trinity River, the main tributary of the Klamath, they want it diverted to the Sacramento River and delivered to farmers via the Central Valley Project.

Eleven years ago, during another conflict between salmon habitat and irrigation supplies, Vice President Dick Cheney intervened on behalf of farmers in southern Oregon. Flows on the Klamath River dropped, and the water's temperature climbed, enabling a deadly pathogen to spread rapidly, killing about 68,000 fish. Five years passed before Cheney's role was revealed.

This time, the dispute landed in a federal courtroom in Fresno, about 300 miles south of Trinity Dam.

The water districts may have been counting on a friendly decision from a hometown judge. They didn't get it. In a ruling issued Thursday, U.S. District Judge Lawrence O'Neill said legal issues remain, but the immediate threat to the salmon outweighed the districts' request for an injunction. Releases can begin from Trinity Dam.

One unresolved legal issue involves the Trinity River Act of 1955, which authorized the dam, and a 1959 contract between Humboldt County and the Bureau of Reclamation. They obligate the bureau to provide 50,000 acre-feet of water annually for downstream users. The county is asserting its right, and the Bureau of Reclamation should acknowledge it and supply the water.

It took years for the Klamath River to recover from the deadly mismanagement of water in 2002. This year, a healthy salmon run is expected — almost triple the 100,000 fish that entered the stream in 2002, continuing a strong recovery since 2008 and 2009 when the salmon fishing season was canceled due to low returns.

By guaranteeing an adequate flow of cold water, the Bureau of Reclamation can ensure that the fish kill of 2002 remains an unpleasant memory.

A federal agency, under pressure to supply water to irrigators, diverts a North Coast river, creating a killing field for tens of thousands of chinook salmon and other fish.

Sound familiar?

It's the Cliff's Notes version of events 11 years ago on the Klamath River — an unnatural disaster with disastrous consequences for coastal communities and Indian tribes that rely on salmon fisheries for their livelihoods.

This isn't just an exercise in “remember when.” A favorable court ruling should protect this year's salmon run, but its a temporary fix for a problem that needs a long-term solution

In Oregon, a task force representing farmers, Indian tribes, conservation groups and utilities is trying — struggling may be more accurate — to craft a water-sharing plan for the upper Klamath River. In California, a federal agency's attempt to prevent another fish kill on the lower Klamath prompted a lawsuit.

Concerned about low flows and rising water temperatures, the U.S. Bureau of Reclamation made plans to release at least 62,000 acre-feet of cold water from Trinity Dam between mid-August and mid-September.

The Westlands Water District and the San Luis & Delta Mendota Water Authority sued, contending that the water should go to San Joaquin Valley farmers whose irrigation supplies have been reduced due to drought conditions. Instead of releasing water into the Trinity River, the main tributary of the Klamath, they want it diverted to the Sacramento River and delivered to farmers via the Central Valley Project.

Eleven years ago, during another conflict between salmon habitat and irrigation supplies, Vice President Dick Cheney intervened on behalf of farmers in southern Oregon. Flows on the Klamath River dropped, and the water's temperature climbed, enabling a deadly pathogen to spread rapidly, killing about 68,000 fish. Five years passed before Cheney's role was revealed.

This time, the dispute landed in a federal courtroom in Fresno, about 300 miles south of Trinity Dam.

The water districts may have been counting on a friendly decision from a hometown judge. They didn't get it. In a ruling issued Thursday, U.S. District Judge Lawrence O'Neill said legal issues remain, but the immediate threat to the salmon outweighed the districts' request for an injunction. Releases can begin from Trinity Dam.

One unresolved legal issue involves the Trinity River Act of 1955, which authorized the dam, and a 1959 contract between Humboldt County and the Bureau of Reclamation. They obligate the bureau to provide 50,000 acre-feet of water annually for downstream users. The county is asserting its right, and the Bureau of Reclamation should acknowledge it and supply the water.

It took years for the Klamath River to recover from the deadly mismanagement of water in 2002. This year, a healthy salmon run is expected — almost triple the 100,000 fish that entered the stream in 2002, continuing a strong recovery since 2008 and 2009 when the salmon fishing season was canceled due to low returns.

By guaranteeing an adequate flow of cold water, the Bureau of Reclamation can ensure that the fish kill of 2002 remains an unpleasant memory.

Supervisors continue Lakeside Heights emergency



WEDNESDAY, 21 AUGUST 2013 02:11 | ELIZABETH LARSON

LAKEPORT, Calif. – The Board of Supervisors on Tuesday heard from county staff about the latest developments with regard to the north Lakeport subdivision damaged by a landslide earlier this spring.

After a short discussion, the Board of Supervisors decided to keep in place an emergency declaration it implemented earlier this year in response to the landslide at Lakeside Heights.

Since the landslide began in March, close to half of the homes in the 29 home subdivision off of Hill Road have been emptied, either because of damage that led to homes being red-tagged and evacuated under mandatory order, or due to residents voluntarily evacuating at the county's suggestion.

Special Districts Administrator Mark Dellinger told the board that seven boring holes have been drilled at the subdivision to monitor for ground movement.

In six of the boring holes, Dellinger said no ground movement was seen.

However, in the seventh, which is located near a newly installed a manhole at 5382 Lancaster Road, 1/10th of an inch of movement was found to have taken place over the last four weeks in the upper 19 feet of the ground, Dellinger said.

Dellinger said the geotechnical firm advising the county is recommending that a series of closely spaced piers be installed to stabilize the ground, a solution which could be a permanent one.

The estimated cost to install the piers is between \$50,000 and \$70,000, according to Dellinger.

He cautioned that the geotechnical firm believes the landslide will have higher rates of movement once the winter rains saturate the area.

Supervisor Denise Rushing asked about how piers will secure the facilities. Dellinger said that they would drill down into the bedrock, which would help stabilize the ground to make sure that the relocated sewer infrastructure would be safe. He said there could still be some movement in the ground down slope of the piers.

He urged the board that if the county was going to take this action installing the piers, it needed to be done before the winter rains.

"To me, time is of the essence," said Dellinger.

Supervisor Anthony Farrington asked Dellinger about where to source the money for the piers.

Dellinger said the county received a \$60,000 grant from the State Water Quality Control Board for design and geotechnical work. Once engineers certify that the new location for the sewer and water infrastructure is sound, they can then go back and apply for grants to cover the piers.

He said \$49,000 the county received from the California Department of Public Health is for expenses already incurred in dealing with the water infrastructure.

Farrington said it's one thing to receive grant monies and state assistance, but he was concerned about having ratepayers in the system make substantial investment in an area that he said some homeowners want to abandon.

He made a passing reference to the tort claims that have been filed against the county by the subdivision's property owners, who allege that the county's water system was responsible for releasing water into the hillside, destabilizing it and leading to the landslide.

Dellinger said at some point the board will have to discuss whether to go forward with major infrastructure projects, and where the money for such projects will come from.

Farrington also wanted to wait to lift the emergency until after a geotechnical study is complete.

County Counsel Anita Grant said the emergency could remain in place if the supervisors were comfortable the same conditions and findings still existed.

Board Chair Jeff Smith said he was struggling with the idea of leaving the emergency in place.

Farrington argued that they still have ground movement, need the pier structures, continue to have a temporary sewage system in place and are trying to winterize the area. He said none of the supervisors have been able to read the geotechnical report yet to make a decision.

Supervisor Jim Comstock agreed with Farrington about continuing the emergency, noting that once it starts raining they are likely to have an emergency again.

"We don't even have an answer and a solution, and it's going to become a major emergency again if we don't continue our plan," Comstock said.

Grant pointed out that the law that allows supervisors to declare emergencies doesn't imagine that such emergencies will continue into perpetuity, based on the idea that something bad may happen.

Comstock replied that it's not "may," it's "will" regarding if they could be facing a future emergency. Grant said that it's a factual finding the board has to make.

Smith said that the emergency is over and the board should end it. He said a new emergency may offer a better chance at funding.

Rushing pointed out that if a house sliding down the hill didn't result in government funding – a reference to the fact that the governor refused to declare a state emergency for the subdivision – she doesn't think a new emergency will garner support either.

"We have not resolved this yet," Rushing said. Until the board gets the geotechnical report, she said there still is a state of emergency. "There are so many things up in the air."

Farrington asked for the emergency to be continued another month.

The board agreed to keep the emergency in place. The supervisors will hold their next discussion on the emergency beginning at 9:30 a.m. Tuesday, Sept. 17.

On Tuesday, Sept. 3, Public Works Director Scott De Leon, the county's incident commander for the emergency, said he and his staff will return with recommendations and options for the board to consider regarding stabilizing the soil in the subdivision.

Supervisor Rob Brown recused himself from the Tuesday discussion because his daughter and son-in-law own a house in the subdivision.

Email Elizabeth Larson at el Larson@lakeconews.com . Follow her on Twitter, @ERLarson, or Lake County News, @LakeCoNews.

Like 1 Send 0 Tweet Share  submit digg 



This copy is for your personal, noncommercial use only. You can order presentation-ready copies for distribution to your colleagues, clients or customers [here](#) or use the "Reprints" tool that appears above any article. [Order a reprint of this article now](#)

Bennett:

Water main repair: Good for some, bad for business

By Don Bennett

Published: Monday, August 19, 2013 at 3:00 a.m.

Starting about right now, the City of Petaluma is embarking upon a three- or four-month project to replace an aging, imperiled water main under East Washington Street between Edith Street and Lakeville.



Understandably, a number of the merchants on that stretch of street are less than happy at the prospects the project is going to have on their businesses.

Progress has a price, and in the case of East Washington Street, the price is pretty significant. Recently, the area has been disrupted by work on the Regency shopping center, work on the Highway 101 interchange, and SMART railroad work at the Lakeville crossing. The start of the water main project amounts to just another brick of aggravation in what has become a substantial pile of such bricks.

Nobody argues that this is not a job that needs to be done. The water mains are between 50 and 75 years old, and it is just a matter of time before the whole system in that area goes kersplash. Much of the debate centers on why this work can't be done at night, while the rest of the city sleeps. More about this later.

The Chamber of Commerce set up a meeting between affected business owners and managers, the city, and the contractor, Team Ghilotti Inc. of Petaluma. As they like to say, there was a "frank exchange of opinions," particularly on the part of the business representatives.

The city, for its part, outlined the various steps being taken to ease the impact on the businesses. Compared to SMART and CalTrans, the sensitivity of City Hall to the problems faced by these businesses is commendable.

One effort, however, has been rather ironic. The city has set up an electronic reader board on East Washington, and the westbound board had "Business" spelled "Buisness." Not exactly a good move when the city is trying to make friends.

For the record, actual in-the-ground work is scheduled to start within a week or two, and if all goes according to schedule, the heavy stuff should be done by the end of November, with low-impact work, such as tying the branch lines into the main system, scheduled for December, with a fair bit of that last effort scheduled for night-time.

Which brings us back to the question, why not do this job at night? The answer is a city policy that states that no project within one lot of a residential property can have night-time construction effort.

As a city representative told the group, if night construction work were to be planned, there might not be a building in town large enough to handle the protests. He probably was not too far from the truth.

This policy certainly seems to be political in its origins, as befits a democracy. A couple dozen disgruntled merchants are not as big a threat politically as are a few hundred angered neighborhood residents. Politics usually comes down on the side of numbers, and politicians who don't appreciate this often find themselves to be ex-politicians.

However, this does pose an interesting question. In political terms, this policy may be the right one, but is it fair?

Consider. More residents than businesses are dependent upon an updated water delivery system, and there is no way to guarantee those residents a dependable source of water without digging up the streets and replacing the mains. But, businesses are required to absorb the brunt of the impact (one merchant claimed the work will cost \$6,000 a week in lost revenue) in order to spare residents a fair level of midnight noise.

So that's the policy, and it won't change soon. One thing all those residents could do to help balance the scales is to take extra efforts to patronize the shops, restaurants, and services along East Washington during this period of street work. The merchants are taking a hit in the bottom line so the neighbors can have good night-time sleep and prospects for dependable water. The neighbors can help minimize that hit as much as possible by appreciating the sacrifice these businesses are making in their behalf and responding accordingly.

(Don Bennett, business writer and consultant, has been involved with city planning issues since the 1970s. His e-mail address is dcbenn@aol.com.)

Copyright © 2013 PressDemocrat.com — All rights reserved. Restricted use only.